



CHAINSAW GUIDE BAR CATALOGUE



強さ

STRENGTH

CONTENTS

INTRODUCTION	01
GUIDE BARS PRODUCT NUMBER GUIDE	02
SUGIHARA CHAINSAW GUIDE BARS COME IN 3 TYPES	04
FIND YOUR STIHL CHAINSAW MODEL – GROUPS 1 – 5	05
GROUP 1 STIHL	06
GROUP 2 STIHL	08
GROUP 3 STIHL	09
GROUP 4 STIHL	13
GROUP 5 STIHL	16
FIND YOUR HUSQVARNA CHAINSAW MODEL – GROUPS 1 – 5	18
GROUP 1 HUSQVARNA	19
GROUP 3 HUSQVARNA	21
GROUP 4 HUSQVARNA	28
GROUP 5 HUSQVARNA	31
FIND YOUR ECHO CHAINSAW MODEL – GROUPS 0 – 4	33
GROUP 0 ECHO	34
GROUP 1 ECHO	34
GROUP 3 ECHO	37
GROUP 4 ECHO	38
FIND YOUR DOLMAR CHAINSAW MODEL – GROUPS 1 – 5	40
GROUP 1 DOLMAR	41
GROUP 3 DOLMAR	43
GROUP 4 DOLMAR	49
GROUP 5 DOLMAR	53
FIND YOUR MULTI MOUNT CHAINSAW MODEL	54
GROUP 1 STIHL, HUSQVARANA, ECHO & DOLMAR	54
FIND YOUR MULTI MOUNT CHAINSAW MODEL	57
GROUP 4 STIHL, HUSQVARANA, ECHO & DOLMAR	57
FIND YOUR CHAINSAW MODEL – CARVING BARS	60
GROUP 0 STIHL	60
GROUP 1 & 2 STIHL, GROUP 1 HUSQVARNA, ECHO & DOLMAR	61
GROUP 3 STIHL	64
GROUP 3 HUSQVARNA & DOLMAR	65
GROUP 4 ECHO	66

Sugihara chainsaw guide bars for the professional market

Sugihara have manufactured chainsaw guide bars in Japan since 1957. The factory was started by Hideo Sugihara and has been run by the Sugihara family ever since with knowledge passed from father to son. There are even several generations of workers whose fathers and grandfathers started working for the Sugihara family under Hideo Sugihara. These guide bars have always been produced in the same factory by the same people.

Steel has different properties depending on how it is heated then cooled. Sugihara chainsaw guide bars go through the process of heating and cooling up to 4 times on different parts of the bar for maximum performance. The rails are accurately cut and then hardened as much as possible without becoming brittle. The bar body needs to be less hard but still needs to be stiff enough for good control whilst maintaining flexibility.

We have used and sold lots of different chainsaw bars over the years including all the major manufacturers. Sugihara chainsaw guide bars are the hardest wearing on the market. Even their laminated bars will outlast big name rivals.

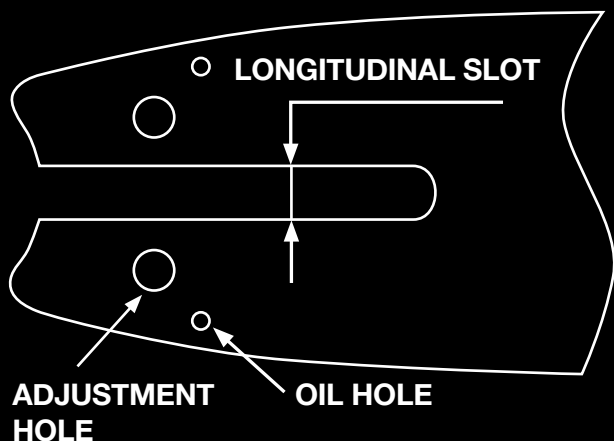
Sugihara chainsaw guide bars durability and strength

Sugihara rails measure on a hardness scale HRC 60. Compare this to Stihl at HRC 57 and Oregon at HRC 55. Sugihara chainsaw guide bars are so hard they resist most flat files when it comes to bar dressing. They also come in a huge range from the smallest 8" dime tip carving bar up to a 46" Pro Solid bar.

If you are serious about your tree cutting equipment and you want the best guidebar on the market, then fit a Sugihara bar.

S L 2 A

1 BAR MOUNT



2 TYPE & STYLE – STANDARD OR LIGHT WEIGHT

A	Solid hard nose	Standard
C	Solid hard nose	Light type
T	Replaceable sprocket nose	Standard
U	Replaceable sprocket nose	Light type
L	Laminated sprocket nose	Standard
M	Laminated sprocket nose	Light weight

3 GROOVE GAUGE

4 =	.043G
0 =	.050G
8 =	.058G
3 =	.063G

0 **B** **4 0** - **A**

3

4

5

6


4 TIP TYPE & STYLE



		NOSE RADIUS
P	Hard Nose	R7
X	Hard nose	R9 - R9.5
Z	Hard nose	R10 - R11.5
Y	Hard nose	R12 - R14.5
R	Hard nose	R15 - R17.5
T	Hard nose	R18 - R18.5
A	Hard nose	R19 - R21
B	Hard nose	R21.5 - R26
C	Hard nose	R26.5 - R30
D	Hard nose	R30.5 - R35
E	Hard nose	Over R35
I	Sprocket	1/4" P 8T

		NOSE RADIUS
I	Sprocket	LP1/4" P 10T
V	Sprocket	1/4" P 10T
F	Sprocket	1/4" P 12T
O	Sprocket	1/4" P 12T small
G	Sprocket	1/4" P 13T
H	Sprocket	.325" P 10T
J	Sprocket	.325" P 11T
W	Sprocket	LP3/8" P 7T
N	Sprocket	LP3/8" P 8T
L	Sprocket	LP3/8" P 9T
Q	Sprocket	3/8" P 11T
S	Sprocket	.404" P 10T

5 LENGTH



6 BRAND LOGO, LASER MARKING

A = SUGIHARA





Sugihara Pro Laminated guide bars

These bars are similar to Oregon Pro Lite and Pro Am and Stihl Rollamatic chainsaw bars. They have a sandwich construction with two pieces of steel welded together and the internal space filled with a punched blank. Sugihara Pro Laminated guide bars are more economical and lighter in weight but are still the stiffest and longest lasting laminated bars on the market.



Sugihara Light Type Pro guide bars

Manufactured the same way as the Red Label Pro Solid bars but with sections removed and filled with white resin. This retains most of the characteristics of the solid bar whilst making the bar lighter. Sugihara Light Type Pro chainsaw guide bars are sought after for their high performance and light weight. They are easily recognised by the white resin sections and Black Label. The most striking looking bar on the market.



Sugihara Pro Solid guide bars

Formed and cut from a single piece of steel. They have the best durability and stiffness characteristics with a polished lacquered finish. Ultimate durability and performance mean this is the benchmark bar. These bars carry a Red Label.

GROUP 1 – PG 06**Ground chainsaw model**

009, 010, 011, 012, 017, MS170, MS171
018, MS180, MS181, 019, MS190, MS191
MS192, MS193, 020, MS200, MS201
021, 022, MS210, MS211

Top handled chainsaw model

MS150T
019T, MS190T, MS191T
MS192T, MS193T
020T, MS200T, MS201T

Pole chainsaw model

HT70, HT75, HT100, HT101, HT130, HT131

Electric chainsaw model

E140, E160, E180, MSE140, MSE160
MSE180, MSE200
Cannon bar code (starts) C1
Oregon bar code (ends) A074
Stihl bar code (starts) 3005
Sugihara bar code (starts) SL2

GROUP 2 – PG 08**Chainsaw model**

023, MS230, MS231, 025, MS241, MS250, MS251

Stihl Group 2 chainsaws have the same mount as Group 1 chainsaws but tend to run a .325 .063 chain as standard hence listing them as Group 2.

Cannon bar code (starts) S1
Oregon bar code (ends) A074
Stihl bar code (starts) 3005
Sugihara bar code (starts) SL2

GROUP 3 – PG 09**Chainsaw model**

024, MS240, 026, MS260,
MS261 027, MS270, MS271,
028, MS280, MS281

Stihl Group 3 chainsaw share the same mount as Group 4 but run .325 .063 chain as standard.

Cannon bar code (starts) S1
Oregon bar code (ends) D025
Stihl bar code (starts) 3003
Sugihara bar code (starts) ST2

GROUP 4 – PG 13**Chainsaw model**

029, MS290, MS291, 034, MS340, MS341,
036, MS360, MS361 MS362, 038, MS380,
MS381, 039, MS390, MS391 041, 044, MS440,
MS441, 045, MS450, MS451 046, MS460,
MS461, 048, 065, MS650, MS651 064, MS640,
MS641, 066, MS660, MS661

Electric chainsaws model
MSE220, E20

Stihl Group 4 chainsaws have the same mount as Group 3 but run 3/8" .063 chain as standard.

Cannon bar code (starts) S1
Oregon bar code (ends) D025
Stihl bar code (starts) 3003
Sugihara bar code (starts) ST2

GROUP 5 – PG 16**Chainsaw model**

050, 051, 070, 075, 076, 08, 084, 090
088, MS880

Stihl Group 5 chainsaws tend to run .404 chain as standard.

Cannon bar code (starts) S2
Oregon bar code (ends) E031
Stihl bar code (starts) 3002
Sugihara bar code (starts) SG6

Ground chainsaw model

009, 010, 011, 012,
017, MS170, MS171,
018, MS180, MS181,
019, MS190, MS191, MS192,
MS193 020, MS200, MS201,
021, 022, MS210, MS211

Top handled chainsaw model

MS150T
019T, MS190T, MS191T
MS192T, MS193T
020T, MS200T, MS201T

Pole chainsaw model

HT70, HT75, HT100, HT101, HT130, HT131

Electric chainsaw model

E140, E160, E180
MSE140, MSE160, MSE180, MSE200
Cannon bar code (starts) C1
Oregon bar code (ends) A074
Stihl bar code (starts) 3005
Sugihara bar code (starts) SL2

£49.00 Ex VAT
£58.80 Inc VAT



STANDARD FITTING

**Sugihara 12" Light Type Pro**

 3/8" Lo Pro .043 – 45 drive links

Sugihara single piece steel professional sprocket nose bar with sections removed and replaced with a rigid light weight resin. One of the best guide bars in the world today Sugihara Light Type bars are the most popular version amongst tree professionals. This bar has a smaller nose radius for reduced kickback and is a favourite amongst arborists for use on top handled saws.

Part Number SL2U-0N30-A


 Weight 390g

£25.00 Ex VAT
£30.00 Inc VAT



CHECK / CHANGE SPROCKET

**Sugihara 12" Pro Laminated**

 1/4" .050 – 64 drive links

These bars are similar to Oregon Pro Lite and Pro Am and Stihl Rollamatic chainsaw bars. A sandwich construction with two pieces of steel welded together and the internal space filled with a punched blank. 1/4" pitch chain cuts a narrower kerf with more cutting teeth giving a clean, fast and smooth cut. Remember to buy a 1/4" pitch drive sprocket.

Part Number SL2M-0F30-A

 Weight 440g

£25.00 Ex VAT
£30.00 Inc VAT



STANDARD FITTING

**A Sugihara 12" Pro Laminated**

 3/8" Lo Pro .050 – 44 drive links

Sugihara laminated guide bar with sandwich style construction to give a durable guide bar at an excellent price. These bars work well on top handled saws in the tree as well as smaller Stihl saws on the ground. Runs 3/8 Lo Pro .050 chain as standard which gives plenty of options in terms of chain you run.

Part Number SL2M-0N30-A


 Weight 415g

£47.00 Ex VAT
£56.40 Inc VAT



UNIVERSAL BAR MOUNT

**Sugihara 12" Pro Laminated (with chain included)**

 1/4" .043 – 68 drive links

Super thin laminated bar with sandwich construction that runs Sugihara's own 1/4 .043 chain. Fast clean cutting and the best choice for a pole saw or smaller chainsaw. Sugihara 1/4 .043 bars will not run the Stihl version of this chain (nor vice versa). Universal mount means that this bar will work with most chainsaws under 40cc.

Part Number BN6M-4V30-A

 Weight 320g

£54.00 Ex VAT
£64.80 Inc VAT

 STANDARD FITTING



Sugihara 14" Light Type Pro

 3/8" Lo Pro .050 – 50 drive links

Sugihara single piece steel professional sprocket nose bar with sections removed and replaced with a rigid light weight resin. One of the best guide bars in the world today Sugihara Light Type bars are the most popular version amongst tree professionals. This bar has a smaller nose radius for reduced kickback and is a favourite amongst arborists for use on top handled saws.

Part Number SL2U-0N35-A


 Weight 475g

£27.00 Ex VAT
£32.40 Inc VAT

 CHECK / CHANGE SPROCKET



Sugihara 14" Pro Laminated

 1/4" .050 – 72 drive links

These bars are similar to Oregon Pro Lite and Pro Am and Stihl Rollamatic chainsaw bars. A sandwich construction with two pieces of steel welded together and the internal space filled with a punched blank. 1/4" pitch chain cuts a narrower kerf with more cutting teeth giving a clean, fast and smooth cut. Remember to buy a 1/4" pitch drive sprocket.

Part Number SL2M-0F35-A


 Weight 475g

£49.00 Ex VAT
£58.80 Inc VAT

 UNIVERSAL BAR MOUNT



Sugihara 14" Pro Lam (with chain included)

 Chain spec 1/4" .043 – 76 drive links

Super thin laminated bar with sandwich construction that runs Sugihara's own 1/4 .043 chain. Fast clean cutting and the best choice for a pole saw or smaller chainsaw. Sugihara 1/4 .043 bars will not run the Stihl version of this chain (nor vice versa). Universal mount means that this bar will work with most chainsaws under 40cc.

Part Number BN6M-4V35-A

 Weight 400g

£58.00 Ex VAT
£69.60 Inc VAT

 STANDARD FITTING



Sugihara 16" Light Type Pro

 3/8" Lo Pro .050 – 55 drive links

Sugihara single piece steel professional sprocket nose bar with sections removed and replaced with a rigid light weight resin. One of the best guide bars in the world today Sugihara Light Type bars are the most popular version amongst tree professionals. This bar has a smaller nose radius for reduced kickback and can be used on top handled and ground saws.

Part Number BN6U-0N40-A


 Weight 515g

£30.00 Ex VAT
£36.00 Inc VAT

 CHECK / CHANGE SPROCKET



Sugihara 16" Pro Laminated

 1/4" .050 – 80 drive links

These bars are similar to Oregon Pro Lite and Pro Am and Stihl Rollamatic chainsaw bars. A sandwich construction with two pieces of steel welded together and the internal space filled with a punched blank. 1/4" pitch chain cuts a narrower kerf with more cutting teeth giving a clean, fast and smooth cut. Remember to buy a 1/4" pitch drive sprocket.

Part Number SL2M-0F40-A


 Weight 550g

£32.00 Ex VAT
£38.40 Inc VAT

 CHECK / CHANGE SPROCKET



Sugihara 18" Pro Laminated

 1/4" .050 – 88 drive links

These bars are similar to Oregon Pro Lite and Pro Am and Stihl Rollamatic chainsaw bars. A sandwich construction with two pieces of steel welded together and the internal space filled with a punched blank. 1/4" pitch chain cuts a narrower kerf with more cutting teeth giving a clean, fast and smooth cut. Remember to buy a 1/4" pitch drive sprocket.

Part Number SL2M-0F45-A

 Weight 645g

Chainsaw model

023, MS230, MS231, 025, MS241,
MS250, MS251

Stihl Group 2 chainsaws have the same mount as Group 1 chainsaws but tend to run a .325 .063 chain as standard hence listing them as Group 2.

Cannon bar code (starts) S1
Oregon bar code (ends) A074
Stihl bar code (starts) 3005
Sugihara bar code (starts) SL2

£27.00 Ex VAT
£32.40 Inc VAT

 STANDARD FITTING

**Sugihara 14" Pro Laminated**

 325 .063 – 56 drive links

These bars are similar to Oregon Pro Lite and Pro Am and Stihl Rollamatic chainsaw bars. A sandwich construction with two pieces of steel welded together and the internal space filled with a punched blank.


Part Number SL2M-3J35-A

 Weight 605g

£30.00 Ex VAT
£36.00 Inc VAT

 STANDARD FITTING

**Sugihara 16" Pro Laminated**

 .325 .063 – 62 drive links

These bars are similar to Oregon Pro Lite and Pro Am and Stihl Rollamatic chainsaw bars. A sandwich construction with two pieces of steel welded together and the internal space filled with a punched blank.


Part Number SL2M-3J40-A

 Weight 655g

£32.00 Ex VAT
£38.40 Inc VAT

 STANDARD FITTING

**Sugihara 18" Pro Laminated**

 325 .063 – 68 drive links

These bars are similar to Oregon Pro Lite and Pro Am and Stihl Rollamatic chainsaw bars. A sandwich construction with two pieces of steel welded together and the internal space filled with a punched blank.

Part Number SL2M-3J44-A

 Weight 755g

Chainsaw model

024, MS240

026, MS260, MS261

027, MS270, MS271

028, MS280, MS281

Stihl Group 3 chainsaw share the same mount as Group 4 but run .325 .063 chain as standard.

Cannon bar code (starts) S1

Oregon bar code (ends) D025


Stihl bar code (starts) 3003

Sugihara bar code (starts) ST2

£26.00 Ex VAT
£31.20 Inc VAT

 STANDARD FITTING

**Sugihara 13" Pro Laminated**

 .325 .050 – 56 drive links

Sugihara laminated guide bar, combining light weight with high performance. One of the best laminated bars on the market and will usually outlast all other rivals. These bars have been designed to run Oregon 95TXL chain. The reason is that this chain cuts a narrower kerf, similar to a 3/8" Lo Pro chain. However, this chain is still on a .325 chassis so it is not necessary to change the drive sprocket.


Part Number ST2M-0J32P-A

 Weight 525g

£26.00 Ex VAT
£31.20 Inc VAT

 STANDARD FITTING

**Sugihara 13" Pro Laminated**

 .325 .063 – 56 drive links

These bars are similar to Oregon Pro Lite and Pro Am and Stihl Rollamatic chainsaw bars. A sandwich construction with two pieces of steel welded together and the internal space filled with a punched blank.

Part Number ST2M-3J32-A

 Weight 635g

£29.00 Ex VAT
£34.80 Inc VAT

 CHECK / CHANGE SPROCKET

**Sugihara 14" Pro Laminated**

 3/8 Lo Pro .050 – 56 drive links

These bars are similar to Oregon Pro Lite and Pro Am and Stihl Rollamatic chainsaw bars. A sandwich construction with two pieces of steel welded together and the internal space filled with a punched blank. These bars run 3/8" Lo Pro .050 chain and enable you to cut faster on all Group 3 chainsaws. We recommend fitting Stihl full chisel 3/8" Lo Pro chain 3616 or 3617.


Part Number ST2M-0L36-A

 Weight 585g

£60.00 Ex VAT
£72.00 Inc VAT

 STANDARD FITTING

**Sugihara 15" Light Type Pro**

 .325 .050 – 63 drive links

Sugihara single piece steel professional sprocket nose bar with sections removed and replaced with a rigid light weight resin. One of the best guide bars in the world today Sugihara Light Type bars are the most popular version amongst tree professionals. These bars have been designed to run Oregon 95TXL chain. This chain cuts a narrower kerf, similar to a 3/8" Lo Pro chain, but is still on a .325 chassis so it is not necessary to change the drive sprocket.


Part Number ST2U-0J37-A

 Weight 670g

£60.00 Ex VAT
£72.00 Inc VAT

 STANDARD FITTING

**Sugihara 15" Light Type Pro**

 .325 .063 – 62 drive links

Sugihara single piece steel professional sprocket nose bar with sections removed and replaced with a rigid light weight resin. One of the best guide bars in the world today Sugihara Light Type bars are the most popular version amongst tree professionals.

Part Number ST2U-3J37-A

 Weight 715g

£29.00 Ex VAT
£34.80 Inc VAT



Sugihara 15" Pro Laminated

.325 .050 – 62 drive links

Sugihara laminated guide bar, combining light weight with high performance. One of the best laminated bars on the market and will usually outlast all other rivals. These bars have been designed to run Oregon 95TXL chain. The reason is that this chain cuts a narrower kerf, similar to a 3/8" Lo Pro chain. However, this chain is still on a .325 chassis so it is not necessary to change the drive sprocket.

Part Number ST2M-0J37P-A Weight 580g

£29.00 Ex VAT
£34.80 Inc VAT



Sugihara 15" Pro Laminated

.325 .063 – 62 drive links

These bars are similar to Oregon Pro Lite and Pro Am and Stihl Rollomatic chainsaw bars. A sandwich construction with two pieces of steel welded together and the internal space filled with a punched blank.

Part Number ST2M-3J37-A Weight 690g

£56.00 Ex VAT
£67.20 Inc VAT



Sugihara 15" Pro Solid – .325 .063

.325 .063 – 62 drive links

Sugihara single piece steel professional sprocket nose bar for long lasting performance in all conditions. Sprocket nose is replaceable. Superb durability, stiffness and wear characteristics this is the benchmark Sugihara bar.

Part Number ST2T-3J37-A Weight 835g

£63.00 Ex VAT
£75.60 Inc VAT



Sugihara 16" Light Type Pro

.325 .063 – 67 drive links

Sugihara single piece steel professional sprocket nose bar with sections removed and replaced with a rigid light weight resin. One of the best guide bars in the world today Sugihara Light Type bars are the most popular version amongst tree professionals.

Part Number ST2U-3J40-A Weight 790g

£30.00 Ex VAT
£36.00 Inc VAT



Sugihara 16" Pro Laminated

.325 .050 – 67 drive links

Sugihara laminated guide bar, combining light weight with high performance. One of the best laminated bars on the market and will usually outlast all other rivals. These bars have been designed to run Oregon 95TXL chain. The reason is that this chain cuts a narrower kerf, similar to a 3/8" Lo Pro chain. However, this chain is still on a .325 chassis so it is not necessary to change the drive sprocket.

Part Number ST2M-0J40P-A Weight 645g

£30.00 Ex VAT
£36.00 Inc VAT



Sugihara 16" Pro Laminated

.325 .063 – 67 drive links

These bars are similar to Oregon Pro Lite and Pro Am and Stihl Rollomatic chainsaw bars. A sandwich construction with two pieces of steel welded together and the internal space filled with a punched blank.

Part Number ST2M-3J40-A Weight 765g

£30.00 Ex VAT
£36.00 Inc VAT



CHECK / CHANGE SPROCKET

£58.00 Ex VAT
£69.60 Inc VAT



STANDARD FITTING



Sugihara 16" Pro Laminated

3/8 Lo Pro .050 – 60 drive links

These bars are similar to Oregon Pro Lite and Pro Am and Stihl Rollomatic chainsaw bars. A sandwich construction with two pieces of steel welded together and the internal space filled with a punched blank. These bars run 3/8" Lo Pro .050 chain and enable you to cut faster on all Group 3 chainsaws. We recommend fitting Stihl full chisel 3/8" Lo Pro chain 3616 or 3617.

Part Number ST2M-0L40-A

Weight 640g



Sugihara 16" Pro Solid

.325 .063 – 67 drive links

Sugihara single piece steel professional sprocket nose bar for long lasting performance in all conditions. Sprocket nose is replaceable. Superb durability, stiffness and wear characteristics this is the benchmark Sugihara bar.

Part Number ST2T-3J40-A

Weight 920g

£66.00 Ex VAT
£79.20 Inc VAT



STANDARD FITTING

£66.00 Ex VAT
£79.20 Inc VAT



STANDARD FITTING



Sugihara 18" Light Type Pro

Chain spec .325 .050 – 74 drive links

Sugihara single piece steel professional sprocket nose bar with sections removed and replaced with a rigid light weight resin. One of the best guide bars in the world today Sugihara Light Type bars are the most popular version amongst tree professionals. These bars have been designed to run Oregon 95TXL chain. This chain cuts a narrower kerf, similar to a 3/8" Lo Pro chain, but is still on a .325 chassis so it is not necessary to change the drive sprocket.

Part Number ST2U-0J45-A

Weight 830g



Sugihara 18" Light Type Pro

Chain spec .325 .063 – 74 drive links

Sugihara single piece steel professional sprocket nose bar with sections removed and replaced with a rigid light weight resin. One of the best guide bars in the world today Sugihara Light Type bars are the most popular version amongst tree professionals.

Part Number ST2U-3J45-A

Weight 890g

£32.00 Ex VAT
£38.40 Inc VAT



STANDARD FITTING

£32.00 Ex VAT
£38.40 Inc VAT



STANDARD FITTING



Sugihara 18" Pro Laminated

.325 .050 – 74 drive links

These bars are similar to Oregon Pro Lite and Pro Am and Stihl Rollomatic chainsaw bars. A sandwich construction with two pieces of steel welded together and the internal space filled with a punched blank. These bars have been designed to run Oregon 95TXL chain. This chain cuts a narrower kerf, similar to a 3/8" Lo Pro chain, but is still on a .325 chassis so it is not necessary to change the drive sprocket.

Part Number ST2M-0J45P-A

Weight 735g



Sugihara 18" Pro Laminated

.325 .063 – 74 drive links

These bars are similar to Oregon Pro Lite and Pro Am and Stihl Rollomatic chainsaw bars. A sandwich construction with two pieces of steel welded together and the internal space filled with a punched blank.

Part Number ST2M-3J45-A

Weight 910g

£32.00 Ex VAT
£38.40 Inc VAT



CHECK / CHANGE SPROCKET

£62.00 Ex VAT
£74.40 Inc VAT



STANDARD FITTING



Sugihara 18" Pro Laminated

3/8 Lo Pro .050 – 66 drive links

These bars are similar to Oregon Pro Lite and Pro Am and Stihl Rollamatic chainsaw bars. A sandwich construction with two pieces of steel welded together and the internal space filled with a punched blank. These bars run 3/8" Lo Pro .050 chain and enable you to cut faster on all Group 3 chainsaws. We recommend fitting Stihl full chisel 3/8" Lo Pro chain 3616 or 3617.

Part Number ST2M-0L45-A



Weight 740g



Sugihara 18" Pro Solid

.325 .063 – 74 drive links

Sugihara single piece steel professional sprocket nose bar for long lasting performance in all conditions. Sprocket nose is replaceable. Superb durability, stiffness and wear characteristics this is the benchmark Sugihara bar.

Part Number ST2T-3J45-A



Weight 1050g

£36.00 Ex VAT
£43.20 Inc VAT



STANDARD FITTING

£36.00 Ex VAT
£43.20 Inc VAT



STANDARD FITTING



Sugihara 20" Pro Laminated

.325 .050 – 81 drive links

These bars are similar to Oregon Pro Lite and Pro Am and Stihl Rollamatic chainsaw bars. A sandwich construction with two pieces of steel welded together and the internal space filled with a punched blank. These bars have been designed to run Oregon 95TXL chain. This chain cuts a narrower kerf, similar to a 3/8" Lo Pro chain, but is still on a .325 chassis so it is not necessary to change the drive sprocket.

Part Number ST2M-0J50P-A



Weight 1050g



Sugihara 20" Pro Laminated

.325 .063 – 81 drive links

These bars are similar to Oregon Pro Lite and Pro Am and Stihl Rollamatic chainsaw bars. A sandwich construction with two pieces of steel welded together and the internal space filled with a punched blank.

Part Number ST2M-3J50-A



Weight 1110g

£36.00 Ex VAT
£43.20 Inc VAT



CHECK / CHANGE SPROCKET

£68.00 Ex VAT
£81.60 Inc VAT



STANDARD FITTING



Sugihara 20" Pro Laminated

Chain spec 3/8 Lo Pro .050 – 72 drive links

These bars are similar to Oregon Pro Lite and Pro Am and Stihl Rollamatic chainsaw bars. A sandwich construction with two pieces of steel welded together and the internal space filled with a punched blank. These bars run 3/8" Lo Pro .050 chain and enable you to cut faster on all Group 3 chainsaws. We recommend fitting Stihl full chisel 3/8" Lo Pro chain 3616 or 3617.

Part Number ST2M-0L50-A



Weight 825g



Sugihara 20" Pro Solid

Chain spec .325 .063 – 81 drive links

Sugihara single piece steel professional sprocket nose bar for long lasting performance in all conditions. Sprocket nose is replaceable. Superb durability, stiffness and wear characteristics this is the benchmark Sugihara bar.

Part Number ST2T-3J50-A



Weight 1175g

Chainsaw model

029, MS290, MS291,
 034, MS340, MS341,
 036, MS360, MS361,
 MS362 038, MS380, MS381,
 039, MS390, MS391,
 041, 044, MS440, MS441 045,
 MS450, MS451,
 046, MS460, MS461,
 048, 065, MS650, MS651 064,
 MS640, MS641,
 066, MS660, MS661

Electric chainsaws model

MSE220, E20

Stihl Group 4 chainsaws have the same mount as Group 3 but run 3/8" .063 chain as standard.

Cannon bar code (starts) S1

Oregon bar code (ends) D025

Stihl bar code (starts) 3003

Sugihara bar code (starts) ST2

£60.00 Ex VAT
£72.00 Inc VAT

**Sugihara 15" Light Type Pro**

3/8" .063 – 56 drive links

Sugihara single piece steel professional sprocket nose bar with sections removed and replaced with a rigid light weight resin. One of the best guide bars in the world today Sugihara Light Type bars are the most popular version amongst tree professionals.

Part Number ST2U-3Q36-A

Weight 800g

£29.00 Ex VAT
£34.80 Inc VAT

**Sugihara 15" Pro Laminated**

3/8" .063 – 56 drive links

These bars are similar to Oregon Pro Lite and Pro Am and Stihl Rollamatic chainsaw bars. A sandwich construction with two pieces of steel welded together and the internal space filled with a punched blank.

Part Number ST2M-3Q36-A

Weight 790g

£56.00 Ex VAT
£67.20 Inc VAT

**Sugihara 15" Pro Solid**

3/8" .063 – 56 drive links

Sugihara single piece steel professional sprocket nose bar for long lasting performance in all conditions. Sprocket nose is replaceable. Superb durability, stiffness and wear characteristics this is the benchmark Sugihara bar.

Part Number ST2T-3Q36-A

Weight 920g

£63.00 Ex VAT
£75.60 Inc VAT

**Sugihara 16" Light Type Pro**

3/8" .063 – 60 drive links

Sugihara single piece steel professional sprocket nose bar with sections removed and replaced with a rigid light weight resin. One of the best guide bars in the world today Sugihara Light Type bars are the most popular version amongst tree professionals.

Part Number ST2U-3Q40-A


Weight 870g

£30.00 Ex VAT
£36.00 Inc VAT

 STANDARD FITTING



Sugihara 16" Pro Laminated

 3/8" .063 – 60 drive links

These bars are similar to Oregon Pro Lite and Pro Am and Stihl Rollomatic chainsaw bars. A sandwich construction with two pieces of steel welded together and the internal space filled with a punched blank.

Part Number ST2M-3Q40-A


 Weight 870g

£58.00 Ex VAT
£69.60 Inc VAT

 STANDARD FITTING



Sugihara 16" Pro Solid

 3/8" .063 – 60 drive links

Sugihara single piece steel professional sprocket nose bar for long lasting performance in all conditions. Sprocket nose is replaceable. Superb durability, stiffness and wear characteristics this is the benchmark Sugihara bar.

Part Number ST2T-3Q40-A


 Weight 995g

£66.00 Ex VAT
£79.20 Inc VAT

 STANDARD FITTING



Sugihara 18" Light Type Pro

 3/8" .063 – 66 drive links

Sugihara single piece steel professional sprocket nose bar with sections removed and replaced with a rigid light weight resin. One of the best guide bars in the world today Sugihara Light Type bars are the most popular version amongst tree professionals.

Part Number ST2U-3Q45-A


 Weight 970g

£32.00 Ex VAT
£38.40 Inc VAT

 STANDARD FITTING



Sugihara 18" Pro Laminated

 3/8" .063 – 66 drive links

Sugihara laminated guide bar, combining light weight with high performance. One of the best laminated bars on the market and will usually outlast all other rivals.

Part Number ST2M-3Q45-A


 Weight 990g

£62.00 Ex VAT
£74.40 Inc VAT

 STANDARD FITTING



Sugihara 18" Pro Solid

 3/8" .063 – 66 drive links

Sugihara single piece steel professional sprocket nose bar for long lasting performance in all conditions. Sprocket nose is replaceable. Superb durability, stiffness and wear characteristics this is the benchmark Sugihara bar.

Part Number ST2T-3Q45-A


 Weight 1155g

£73.00 Ex VAT
£87.60 Inc VAT

 STANDARD FITTING



Sugihara 20" Light Type Pro

 3/8" .063 – 72 drive links

Sugihara single piece steel professional sprocket nose bar with sections removed and replaced with a rigid light weight resin. One of the best guide bars in the world today Sugihara Light Type bars are the most popular version amongst tree professionals.

Part Number ST2U-3Q50-A

 Weight 1070g

£36.00 Ex VAT
£43.20 Inc VAT



STANDARD FITTING



Sugihara 20" Pro Laminated

3/8" .063 – 72 drive links

These bars are similar to Oregon Pro Lite and Pro Am and Stihl Rollomatic chainsaw bars. A sandwich construction with two pieces of steel welded together and the internal space filled with a punched blank.

Part Number ST2M-3Q50-A

Weight 1130g

£68.00 Ex VAT
£81.60 Inc VAT



STANDARD FITTING



Sugihara 20" Pro Solid

3/8" .063 – 72 drive links

Sugihara single piece steel professional sprocket nose bar for long lasting performance in all conditions. Sprocket nose is replaceable. Superb durability, stiffness and wear characteristics this is the benchmark Sugihara bar.

Part Number ST2T-3Q50-A

Weight 1280g

£87.00 Ex VAT
£104.40 Inc VAT



STANDARD FITTING



Sugihara 25" Light Type Pro

3/8" .063 – 84 drive links

Sugihara single piece steel professional sprocket nose bar with sections removed and replaced with a rigid light weight resin. One of the best guide bars in the world today Sugihara Light Type bars are the most popular version amongst tree professionals.

Part Number ST2U-3Q63-A

Weight 1390g

£82.00 Ex VAT
£98.40 Inc VAT



STANDARD FITTING



Sugihara 25" Pro Solid

3/8" .063 – 84 drive links

Sugihara single piece steel professional sprocket nose bar for long lasting performance in all conditions. Sprocket nose is replaceable. Superb durability, stiffness and wear characteristics this is the benchmark Sugihara bar.

Part Number ST2T-3Q63-A

Weight 1625g

£100.00 Ex VAT
£120.00 Inc VAT



STANDARD FITTING



Sugihara 28" Light Type Pro

Chain spec 3/8" .063 – 92 drive links

Sugihara single piece steel professional sprocket nose bar with sections removed and replaced with a rigid light weight resin. One of the best guide bars in the world today Sugihara Light Type bars are the most popular version amongst tree professionals.

Part Number ST2U-3Q70-A

Weight 1620g

£109.00 Ex VAT
£138.80 Inc VAT



STANDARD FITTING



Sugihara 30" Light Type Pro

Chain spec 3/8" .063 – 98 drive links

Sugihara single piece steel professional sprocket nose bar with sections removed and replaced with a rigid light weight resin. One of the best guide bars in the world today Sugihara Light Type bars are the most popular version amongst tree professionals.

Part Number ST2U-3Q76-A

Weight 1790g

£98.00 Ex VAT
£117.60 Inc VAT



STANDARD FITTING



Sugihara 30" Pro Solid

3/8" .063 – 98 drive links

Sugihara single piece steel professional sprocket nose bar for long lasting performance in all conditions. Sprocket nose is replaceable. Superb durability, stiffness and wear characteristics this is the benchmark Sugihara bar.

Part Number ST2T-3Q76-A

Weight 2000g

£131.00 Ex VAT
£157.20 Inc VAT



STANDARD FITTING



Sugihara 36" Light Type Pro

3/8" .063 – 114 drive links

Sugihara single piece steel professional sprocket nose bar with sections removed and replaced with a rigid light weight resin. One of the best guide bars in the world today Sugihara Light Type bars are the most popular version amongst tree professionals.

Part Number ST2U-3Q90-A

Weight 2000g

£126.00 Ex VAT
£151.20 Inc VAT



STANDARD FITTING



Sugihara 36" Pro Solid

3/8" .063 – 114 drive links

Sugihara single piece steel professional sprocket nose bar for long lasting performance in all conditions. Sprocket nose is replaceable. Superb durability, stiffness and wear characteristics this is the benchmark Sugihara bar.

Part Number ST2T-3Q90-A

Weight 2580g

£146.00 Ex VAT
£175.20 Inc VAT



STANDARD FITTING



Sugihara 42" Pro Solid

3/8" .063 – 132 drive links

Sugihara single piece steel professional sprocket nose bar for long lasting performance in all conditions. Sprocket nose is replaceable. Superb durability, stiffness and wear characteristics this is the benchmark Sugihara bar.

Part Number ST2T-3Q104-A

Weight 3000g

GROUP 5 STIHL

25 – 42 " GUIDE BARS

GROUP 5

Chainsaw model

050, 051, 070, 075, 076, 08, 084, 090
088, MS880

Stihl Group 5 chainsaws tend to run .404
chain as standard.

Cannon bar code (starts) S2

Oregon bar code (ends) E031

Stihl bar code (starts) 3002

Sugihara bar code (starts) SG6

£98.00 Ex VAT
£117.60 Inc VAT



STANDARD FITTING



Sugihara 25" Pro Solid

.404 .063 – 80 drive links

Sugihara single piece steel professional sprocket nose bar for long lasting performance in all conditions. Sprocket nose is replaceable. Superb durability, stiffness and wear characteristics this is the benchmark Sugihara bar.

Part Number SG6T-3S60-A

Weight 1810g

£109.00 Ex VAT
£130.80 Inc VAT



STANDARD FITTING



Sugihara 30" Light Type Pro

.404 .063 – 92 drive links

Sugihara single piece steel professional sprocket nose bar with sections removed and replaced with a rigid light weight resin. One of the best guide bars in the world today Sugihara Light Type bars are the most popular version amongst tree professionals.

Part Number SG6U-3S75-A

Weight 1935g

£98.00 Ex VAT
£117.60 Inc VAT



STANDARD FITTING



Sugihara 30" Pro Solid

.404 .063 – 92 drive links

Sugihara single piece steel professional sprocket nose bar for long lasting performance in all conditions. Sprocket nose is replaceable. Superb durability, stiffness and wear characteristics this is the benchmark Sugihara bar.

Part Number SG6T-3S75-A

Weight 2000g

£133.00 Ex VAT
£159.60 Inc VAT



STANDARD FITTING



Sugihara 36" Pro Solid

.404 .063 – 108 drive links

Sugihara single piece steel professional sprocket nose bar for long lasting performance in all conditions. Sprocket nose is replaceable. Superb durability, stiffness and wear characteristics this is the benchmark Sugihara bar.

Part Number SG6T-3S94-A

Weight 2000g

£153.00 Ex VAT
£183.60 Inc VAT



STANDARD FITTING



Sugihara 42" Pro Solid

.404 .063 – 120 drive links

Sugihara single piece steel professional sprocket nose bar for long lasting performance in all conditions. Sprocket nose is replaceable. Superb durability, stiffness and wear characteristics this is the benchmark Sugihara bar.

Part Number SG6T-3S105-A

Weight 2000g

£205.00 Ex VAT
£246.00 Inc VAT



STANDARD FITTING



Sugihara 46" Pro Solid

.404 .063 – 132 drive links

Sugihara single piece steel professional sprocket nose bar for long lasting performance in all conditions. Sprocket nose is replaceable. Superb durability, stiffness and wear characteristics this is the benchmark Sugihara bar.

Part Number SG6T-3S115-A

Weight 3000g

GROUP 1 – PG 19**Chainsaw model**

16, 33, 34, 35, 36, 37, 38, 41
 135, 136, 137, 235, 236
 315, 316, 318, 320, 321, 333
 334, 335, 336, 338
 335XPT, 338XPT
 540XP

Oregon A095
 Cannon N/A

Top handled chainsaw model

T540XP, T335XPT, T338XPT, T536Li

Pole chainsaw model

327P4, 327PT5S

Electric chainsaw model

321 EL

GROUP 3 – PG 21**Chainsaw model**

39, 40, 42, 44, 45, 49, 50, 51, 55
 57, 133, 134, 142, 154, 234, 235
 238, 240, 242, 246, 254, 257
 261, 262, 339, 340, 345XP, 346XP
 350, 351, 353, 355, 357, 359
 360, 440e, 445e, 450e, 455, 460
 550XP, 555XP, 560XP

Husqvarna Group 3 chainsaw tend to run
 .325 .058 chain as standard, but there are
 other options in the Sugihara range.

Oregon ends K095
 Cannon C1

GROUP 4 – PG 28**Chainsaw model**

61, 64, 65, 66, 70, 77, 160, 162
 163, 180, 181, 185, 260, 263, 266
 268, 272, 280, 281, 285, 288, 298
 362XP, 365, 365XP, 371, 372XP, 380, 385XP
 390XP, 394XP, 395XP, 575XP, 576XP

Husqvarna Group 4 chainsaws have the
 same mount as Group 5 but run 3/8" .058
 chain as standard.

Oregon ends D009
 Cannon H1

GROUP 5 – PG 31**Chainsaw model**

1100, 2100, 2101, 3120XP

Husqvarna Group 5 chainsaws have the
 same mount as Group 4 but tend to run
 .404 chain as standard.

Oregon ends D009
 Cannon H1

GROUP 1

Chainsaw model

16, 33, 34, 35, 36, 37, 38, 41
135, 136, 137, 235, 236
315, 316, 318, 320, 321, 333
334, 335, 336, 338
335XPT, 338XPT
540XP

Oregon A095
Cannon N/A

Top handled chainsaw model

T540XP, T335XPT, T338XPT, T536Li

Pole chainsaw model

327P4, 327PT5S

Electric chainsaw model

321 EL

£49.00 Ex VAT
£58.80 Inc VAT



Sugihara 12" Light Type Pro

3/8 Lo Pro .050 – 45 drive links

Sugihara single piece steel professional sprocket nose bar with sections removed and replaced with a rigid light weight resin. One of the best guide bars in the world today Sugihara Light Type bars are the most popular version amongst tree professionals. This bar has a smaller radius nose to reduce kickback.

Part Number BC2M-0N28-A

Weight 395g

£25.00 Ex VAT
£30.00 Inc VAT



Sugihara 12" Pro Laminated

1/4" .050 – 68 drive links

These bars are similar to Oregon Pro Lite and Pro Am and Stihl Rollamatic chainsaw bars. A sandwich construction with two pieces of steel welded together and the internal space filled with a punched blank. 1/4" pitch chain cuts a narrower kerf with more cutting teeth giving a clean, fast and smooth cut. Remember to buy a 1/4" pitch drive sprocket.

Part Number BC2M-0F30-A

Weight 415g

£25.00 Ex VAT
£30.00 Inc VAT



Sugihara 12" Pro Laminated

3/8 Lo Pro .050 – 45 drive links

These bars are similar to Oregon Pro Lite and Pro Am and Stihl Rollamatic chainsaw bars. They have a sandwich construction with two pieces of steel welded together and the internal space filled with a punched blank. These bars are similar to Oregon Pro Lite and Pro Am and Stihl Rollamatic chainsaw bars.

Part Number BC2M-0N28-A

Weight 395g

£47.00 Ex VAT
£56.40 Inc VAT



Sugihara 12" Pro Laminated + chain

1/4 .043 – 68 drive links + chain (Universal mount)

Super thin laminated bar with sandwich construction that runs Sugihara's own 1/4 .043 chain. Fast clean cutting and the best choice for a pole saw or smaller chainsaw. Sugihara 1/4 .043 bars will not run the Stihl version of this chain (nor vice versa). Universal mount means that this bar will work with most chainsaws under 40cc.

Part Number BN6M-4V30-A

Weight 320g

£54.00 Ex VAT
£64.80 Inc VAT



STANDARD FITTING



Sugihara 14" Light Type Pro

 3/8 Lo Pro .050 – 52 drive links

Sugihara single piece steel professional sprocket nose bar with sections removed and replaced with a rigid light weight resin. One of the best guide bars in the world today Sugihara Light Type bars are the most popular version amongst tree professionals. This bar has a smaller radius nose to reduce kickback.

Part Number BC3U-0N35-A  Weight 470g


£27.00 Ex VAT
£32.40 Inc VAT



CHECK / CHANGE SPROCKET



Sugihara 14" Pro Laminated

 1/4" .050 – 76 drive links

These bars are similar to Oregon Pro Lite and Pro Am and Stihl Rollamatic chainsaw bars. A sandwich construction with two pieces of steel welded together and the internal space filled with a punched blank. 1/4" pitch chain cuts a narrower kerf with more cutting teeth giving a clean, fast and smooth cut. Remember to buy a 1/4" pitch drive sprocket.

Part Number BC2M-0F35-A  Weight 475g

£27.00 Ex VAT
£32.40 Inc VAT



STANDARD FITTING



Sugihara 14" Pro Laminated

 3/8 Lo Pro .050 – 52 drive links

These bars are similar to Oregon Pro Lite and Pro Am and Stihl Rollamatic chainsaw bars. A sandwich construction with two pieces of steel welded together and the internal space filled with a punched blank. These bars are similar to Oregon Pro Lite and Pro Am and Stihl Rollamatic chainsaw bars.

Part Number BC2M-0N35-A  Weight 460g


£49.00 Ex VAT
£58.80 Inc VAT



UNIVERSAL BAR MOUNT



Sugihara 14" Pro Laminated + chain

 1/4 .043 – 76 drive links + chain

Super thin laminated bar with sandwich construction that runs Sugihara's own 1/4 .043 chain. Fast clean cutting and the best choice for a pole saw or smaller chainsaw. Sugihara 1/4 .043 bars will not run the Stihl version of this chain (nor vice versa).

Part Number BN6M-4V35-A  Weight 400g


£58.00 Ex VAT
£69.50 Inc VAT



STANDARD FITTING



Sugihara 16" Light Type Pro

 3/8 Lo Pro .050 – 58 drive links

Sugihara single piece steel professional sprocket nose bar with sections removed and replaced with a rigid light weight resin. One of the best guide bars in the world today Sugihara Light Type bars are the most popular version amongst tree professionals. This bar has a smaller radius nose to reduce kickback.

Part Number BC3U-0N40-A  Weight 530g


£30.00 Ex VAT
£36.00 Inc VAT



CHECK / CHANGE SPROCKET



Sugihara 16" Pro Laminated

 1/4" .050 – 84 drive links

These bars are similar to Oregon Pro Lite and Pro Am and Stihl Rollamatic chainsaw bars. A sandwich construction with two pieces of steel welded together and the internal space filled with a punched blank. 1/4" pitch chain cuts a narrower kerf with more cutting teeth giving a clean, fast and smooth cut. Remember to buy a 1/4" pitch drive sprocket.

Part Number BC2M-0F40-A  Weight 545g

£30.00 Ex VAT
£36.00 Inc VAT



STANDARD FITTING



Sugihara 16" Pro Laminated

3/8 Lo Pro .050 – 58 drive links

These bars are similar to Oregon Pro Lite and Pro Am and Stihl Rollamatic chainsaw bars. They have a sandwich construction with two pieces of steel welded together and the internal space filled with a punched blank. These bars are similar to Oregon Pro Lite and Pro Am and Stihl Rollamatic chainsaw bars.

Part Number BC2M-0N45-A Weight 540g

£32.00 Ex VAT
£38.40 Inc VAT



STANDARD FITTING



Sugihara 18" Pro Laminated

1/4" .050 – 92 drive links

These bars are similar to Oregon Pro Lite and Pro Am and Stihl Rollamatic chainsaw bars. A sandwich construction with two pieces of steel welded together and the internal space filled with a punched blank. 1/4" pitch chain cuts a narrower kerf with more cutting teeth giving a clean, fast and smooth cut. Remember to buy a 1/4" pitch drive sprocket.

Part Number BC2M-0F45-A Weight 630g

GROUP 3 HUSQVARNA 13" GUIDE BARS

GROUP 3

Chainsaw model

- 39, 40, 42, 44, 45, 49, 50, 51, 55
- 57, 133, 134, 142, 154, 234, 235
- 238, 240, 242, 246, 254, 257
- 261, 262, 339, 340, 345XP, 346XP
- 350, 351, 353, 355, 357, 359
- 360, 440e, 445e, 450e, 455, 460
- 550XP, 555XP, 560XP

Husqvarna Group 3 chainsaw tend to run .325 .058 chain as standard, but there are other options in the Sugihara range.

Oregon ends K095
Cannon C1

£52.00 Ex VAT
£62.40 Inc VAT



STANDARD FITTING



Sugihara 13" Light Type Pro

.325 .058 – 56 drive links

Sugihara single piece steel professional sprocket nose bar with sections removed and replaced with a rigid light weight resin. One of the best guide bars in the world today Sugihara Light Type bars are the most popular version amongst tree professionals.

Part Number BC3U-8J33-A Weight 580g

£47.00 Ex VAT
£56.40 Inc VAT



STANDARD FITTING



Sugihara 13" Pro Solid

.325 .058 – 56 drive links

Sugihara single piece steel professional sprocket nose bar for long lasting performance in all conditions. Sprocket nose is replaceable. Superb durability, stiffness and wear characteristics this is the benchmark Sugihara bar.


Part Number BC3T-8J33-A Weight 650g

£27.00 Ex VAT
£32.40 Inc VAT

 STANDARD FITTING



Sugihara 14" Pro Laminated

 .325 .050 – 60 drive links

These bars are similar to Oregon Pro Lite and Pro Am and Stihl Rollomatic chainsaw bars. These bars have been designed to run Oregon 95TXL chain. This chain cuts a narrower kerf, similar to a 3/8" Lo Pro chain, but is still on a .325 chassis so it is not necessary to change the drive sprocket. 10 tooth nose sprocket for more control and better boring.


Part Number BC2M-0H35P-A  Weight 475g

£60.00 Ex VAT
£72.00 Inc VAT


 STANDARD FITTING



Sugihara 15" Light Type Pro

 .325 .050 – 64 drive links

Sugihara single piece steel professional sprocket nose bar with sections removed and replaced with a rigid light weight resin. These bars have been designed to run Oregon 95TXL chain. This chain cuts a narrower kerf, similar to a 3/8" Lo Pro chain, but is still on a .325 chassis so it is not necessary to change the drive sprocket.


Part Number BC3U-0J37-A  Weight 630g

£60.00 Ex VAT
£72.00 Inc VAT

 STANDARD FITTING



Sugihara 15" Light Type Pro

 .325 .058 – 64 drive links

Sugihara single piece steel professional sprocket nose bar with sections removed and replaced with a rigid light weight resin. One of the best guide bars in the world today Sugihara Light Type bars are the most popular version amongst tree professionals.

Part Number BC3U-8J37-A  Weight 670g

£60.00 Ex VAT
£72.00 Inc VAT


 STANDARD FITTING



Sugihara 15" Light Type Pro

 .325 .063 – 64 drive links

Sugihara single piece steel professional sprocket nose bar with sections removed and replaced with a rigid light weight resin. One of the best guide bars in the world today Sugihara Light Type bars are the most popular version amongst tree professionals. This is the .063 version – please note! Enables you to run the same chain (.325 .063) on both Stihl and Husky saws.


Part Number BC3U-3J37-A  Weight 675g

£60.00 Ex VAT
£72.00 Inc VAT

 CHECK / CHANGE SPROCKET



Sugihara 15" Light Type Pro

 3/8" .058 – 56 drive links

Sugihara single piece steel professional sprocket nose bar with sections removed and replaced with a rigid light weight resin. One of the best guide bars in the world today Sugihara Light Type bars are the most popular version amongst tree professionals. This version allows you to run 3/8 .058 chain (usually the standard set up is .325 .058).

Part Number VH2U-8Q37-A  Weight 730g

£29.00 Ex VAT
£34.80 Inc VAT

 STANDARD FITTING



Sugihara 15" Pro Laminated

 .325 .050 – 64 drive links

These bars are similar to Oregon Pro Lite and Pro Am and Stihl Rollomatic chainsaw bars. These bars have been designed to run Oregon 95TXL chain. This chain cuts a narrower kerf, similar to a 3/8" Lo Pro chain, but is still on a .325 chassis so it is not necessary to change the drive sprocket. 10 tooth nose sprocket for more control and better boring.


Part Number BC2M-0H37P-A  Weight 540g

£29.00 Ex VAT
£34.80 Inc VAT

 STANDARD FITTING



Sugihara 15" Pro Laminated

 .325 .058 – 64 drive links

These bars are similar to Oregon Pro Lite and Pro Am and Stihl Rollamatic chainsaw bars. They have a sandwich construction with two pieces of steel welded together and the internal space filled with a punched blank. These bars are similar to Oregon Pro Lite and Pro Am and Stihl Rollamatic chainsaw bars. 10 tooth nose sprocket for more control and better boring.


Part Number BC2M-8H37-A  Weight 635g

£29.00 Ex VAT
£34.80 Inc VAT

 STANDARD FITTING



Sugihara 15" Pro Laminated

 .325 .058 – 64 drive links

These bars are similar to Oregon Pro Lite and Pro Am and Stihl Rollamatic chainsaw bars. They have a sandwich construction with two pieces of steel welded together and the internal space filled with a punched blank. These bars are similar to Oregon Pro Lite and Pro Am and Stihl Rollamatic chainsaw bars. These bars are similar to Oregon Pro Lite and Pro Am and Stihl Rollamatic chainsaw bars.

Part Number BC2M-8J37-A  Weight 675g

£29.00 Ex VAT
£34.80 Inc VAT

 STANDARD FITTING



Sugihara 15" Pro Laminated

 .325 .063 – 64 drive links

These bars are similar to Oregon Pro Lite and Pro Am and Stihl Rollamatic chainsaw bars. They have a sandwich construction with two pieces of steel welded together and the internal space filled with a punched blank. These bars are similar to Oregon Pro Lite and Pro Am and Stihl Rollamatic chainsaw bars. This is the .063 version – please note! Enables you to run the same chain (.325 .063) on both Stihl and Husky saws.

Part Number BC2M-3J37-A  Weight 685g

£29.00 Ex VAT
£34.80 Inc VAT

 CHECK / CHANGE SPROCKET



Sugihara 15" Pro Laminated

 3/8 Lo Pro .050 – 56 drive links

These bars are similar to Oregon Pro Lite and Pro Am and Stihl Rollamatic chainsaw bars. A sandwich construction with two pieces of steel welded together and the internal space filled with a punched blank. These bars run 3/8" Lo Pro .050 chain and enable you to cut faster on all Group 3 chainsaws. Not recommended for Husky 560XP as the power of this saw and the way that power is delivered could more likely cause chain fracture.


Part Number BC2M-0L38-A  Weight 550g

£29.00 Ex VAT
£34.80 Inc VAT

 CHECK / CHANGE SPROCKET



Sugihara 15" Pro Laminated

 3/8" .058 – 56 drive links

These bars are similar to Oregon Pro Lite and Pro Am and Stihl Rollamatic chainsaw bars. A sandwich construction with two pieces of steel welded together and the internal space filled with a punched blank. This version allows you to run 3/8 .058 chain (usually the standard set up is .325 .058).


Part Number VH2M-8Q37-A  Weight 720g

£56.00 Ex VAT
£67.20 Inc VAT

 STANDARD FITTING



Sugihara 15" Pro Solid

 .325 .058 – 64 drive links

Sugihara single piece steel professional sprocket nose bar for long lasting performance in all conditions. Sprocket nose is replaceable. Superb durability, stiffness and wear characteristics this is the benchmark Sugihara bar.


Part Number BC3T-8J37-A  Weight 780g

£56.00 Ex VAT
£67.20 Inc VAT

 CHECK / CHANGE SPROCKET



Sugihara 15" Pro Solid

 3/8" .058 – 56 drive links

Sugihara single piece steel professional sprocket nose bar for long lasting performance in all conditions. Sprocket nose is replaceable. Superb durability, stiffness and wear characteristics this is the benchmark Sugihara bar. This version allows you to run 3/8 .058 chain (usually the standard set up is .325 .058).


Part Number VH2T-8Q37-A  Weight 850g

£63.00 Ex VAT
£75.60 Inc VAT

 CHECK / CHANGE SPROCKET



Sugihara 16" Light Type Pro

 3/8" .058 – 60 drive links

Sugihara single piece steel professional sprocket nose bar with sections removed and replaced with a rigid light weight resin. One of the best guide bars in the world today Sugihara Light Type bars are the most popular version amongst tree professionals. This version allows you to run 3/8 .058 chain (usually the standard set up is .325 .058).


Part Number VH2U-8Q40-A  Weight 830g

£30.00 Ex VAT
£36.00 Inc VAT

 STANDARD FITTING



Sugihara 16" Pro Laminated

 .325 .050 – 66 drive links

These bars are similar to Oregon Pro Lite and Pro Am and Stihl Rollamatic chainsaw bars. These bars have been designed to run Oregon 95TXL chain. This chain cuts a narrower kerf, similar to a 3/8" Lo Pro chain, but is still on a .325 chassis so it is not necessary to change the drive sprocket. 10 tooth nose sprocket for more control and better boring.


Part Number BC2M-0H40P-A  Weight 570g

£30.00 Ex VAT
£36.00 Inc VAT

 STANDARD FITTING



Sugihara 16" Pro Laminated

 .325 .058 – 66 drive links

These bars are similar to Oregon Pro Lite and Pro Am and Stihl Rollamatic chainsaw bars. They have a sandwich construction with two pieces of steel welded together and the internal space filled with a punched blank. These bars are similar to Oregon Pro Lite and Pro Am and Stihl Rollamatic chainsaw bars. A sandwich construction with two pieces of steel welded together and the internal space filled with a punched blank.


Part Number BC2M-8J40-A  Weight 715g

£30.00 Ex VAT
£36.00 Inc VAT

 CHECK / CHANGE SPROCKET



Sugihara 16" Pro Laminated

 3/8 Lo Pro .050 – 60 drive links

These bars are similar to Oregon Pro Lite and Pro Am and Stihl Rollamatic chainsaw bars. These bars run 3/8" Lo Pro .050 chain and enable you to cut faster on all Group 3 chainsaws. Not recommended for Husky 560XP as the power of this saw and the way that power is delivered could more likely cause chain fracture.

Part Number BC2M-0L41-A  Weight 610g

£30.00 Ex VAT
£36.00 Inc VAT

 CHECK / CHANGE SPROCKET



Sugihara 16" Pro Laminated

 .325 .050 – 64 drive links

These bars are similar to Oregon Pro Lite and Pro Am and Stihl Rollamatic chainsaw bars. A sandwich construction with two pieces of steel welded together and the internal space filled with a punched blank. This version allows you to run 3/8 .058 chain (usually the standard set up is .325 .058).

Part Number VH2M-8Q40-A  Weight 880g

£58.00 Ex VAT
£69.60 Inc VAT



STANDARD FITTING



Sugihara 16" Pro Solid

.325 .063 – 66 drive links

Sugihara single piece steel professional sprocket nose bar for long lasting performance in all conditions. Sprocket nose is replaceable. Superb durability, stiffness and wear characteristics this is the benchmark Sugihara bar.

Part Number BC3T-8J40-A Weight 915g

£66.00 Ex VAT
£79.20 Inc VAT



STANDARD FITTING



Sugihara 18" Light Type Pro

.325 .050 – 72 drive links

Sugihara single piece steel professional sprocket nose bar with sections removed and replaced with a rigid light weight resin. These bars have been designed to run Oregon 95TXL chain. This chain cuts a narrower kerf, similar to a 3/8" Lo Pro chain, but is still on a .325 chassis so it is not necessary to change the drive sprocket.

Part Number BC3U-0J45-A Weight 750g

£66.00 Ex VAT
£79.20 Inc VAT



STANDARD FITTING



Sugihara 18" Light Type Pro

.325 .058 – 72 drive links

Sugihara single piece steel professional sprocket nose bar with sections removed and replaced with a rigid light weight resin. One of the best guide bars in the world today Sugihara Light Type bars are the most popular version amongst tree professionals.

Part Number BC3U-8J45-A Weight 775g

£66.00 Ex VAT
£79.20 Inc VAT



STANDARD FITTING



Sugihara 18" Light Type Pro

.325 .063 – 72 drive links

Sugihara single piece steel professional sprocket nose bar with sections removed and replaced with a rigid light weight resin. One of the best guide bars in the world today Sugihara Light Type bars are the most popular version amongst tree professionals. This is the .063 version – please note! Enables you to run the same chain (.325 .063) on both Stihl and Husky saws.

Part Number BC3U-3J45-A Weight 800g

£66.00 Ex VAT
£79.20 Inc VAT



CHECK / CHANGE SPROCKET



Sugihara 18" Light Type Pro

3/8" .058 – 68 drive links

Sugihara single piece steel professional sprocket nose bar with sections removed and replaced with a rigid light weight resin. One of the best guide bars in the world today Sugihara Light Type bars are the most popular version amongst tree professionals. This version allows you to run 3/8 .058 chain (usually the standard set up is .325 .058).

Part Number VH2U-8Q45-A Weight 945g

£32.00 Ex VAT
£38.40 Inc VAT



STANDARD FITTING



Sugihara 18" Pro Laminated

.325 .050 – 72 drive links

These bars are similar to Oregon Pro Lite and Pro Am and Stihl Rollomatic chainsaw bars. These bars have been designed to run Oregon 95TXL chain. This chain cuts a narrower kerf, similar to a 3/8" Lo Pro chain, but is still on a .325 chassis so it is not necessary to change the drive sprocket. 10 tooth nose sprocket for more control and better boring.


Part Number BC2M-0H45P-A Weight 650 g

£32.00 Ex VAT
£38.40 Inc VAT


 STANDARD FITTING



Sugihara 18" Pro Laminated

 .325 .058 – 72 drive links

These bars are similar to Oregon Pro Lite and Pro Am and Stihl Rollamatic chainsaw bars. They have a sandwich construction with two pieces of steel welded together and the internal space filled with a punched blank. These bars are similar to Oregon Pro Lite and Pro Am and Stihl Rollamatic chainsaw bars.


Part Number BC2M-8J45-A  Weight 815g

£32.00 Ex VAT
£38.40 Inc VAT

 STANDARD FITTING



Sugihara 18" Pro Laminated

 .325 .063 – 72 drive links

These bars are similar to Oregon Pro Lite and Pro Am and Stihl Rollamatic chainsaw bars. They have a sandwich construction with two pieces of steel welded together and the internal space filled with a punched blank. These bars are similar to Oregon Pro Lite and Pro Am and Stihl Rollamatic chainsaw bars.

Part Number BC2M-3J45-A  Weight 865g

£32.00 Ex VAT
£38.40 Inc VAT

 CHECK / CHANGE SPROCKET



Sugihara 18" Pro Laminated

 3/8 Lo Pro .050 – 66 drive links

These bars are similar to Oregon Pro Lite and Pro Am and Stihl Rollamatic chainsaw bars. These bars run 3/8" Lo Pro .050 chain and enable you to cut faster on all Group 3 chainsaws. Not recommended for Husky 560XP as the power of this saw and the way that power is delivered could more likely cause chain fracture.

Part Number BC2M-0L46-A  Weight 685g

£32.00 Ex VAT
£38.40 Inc VAT

 CHECK / CHANGE SPROCKET



Sugihara 18" Pro Laminated

 .325 .063 – 64 drive links

These bars are similar to Oregon Pro Lite and Pro Am and Stihl Rollamatic chainsaw bars. A sandwich construction with two pieces of steel welded together and the internal space filled with a punched blank. This version allows you to run 3/8 .058 chain (usually the standard set up is .325 .058).

Part Number VH2M-8Q45-A  Weight 985g

£62.00 Ex VAT
£74.40 Inc VAT


 STANDARD FITTING



Sugihara 18" Pro Solid

 .325 .058 – 72 drive links

Sugihara single piece steel professional sprocket nose bar for long lasting performance in all conditions. Sprocket nose is replaceable. Superb durability, stiffness and wear characteristics this is the benchmark Sugihara bar.


Part Number BC3T-8J45-A  Weight 940g

£62.00 Ex VAT
£74.40 Inc VAT


 CHECK / CHANGE SPROCKET



Sugihara 18" Pro Solid

 3/8" .058 – 68 drive links

Sugihara single piece steel professional sprocket nose bar for long lasting performance in all conditions. Sprocket nose is replaceable. Superb durability, stiffness and wear characteristics this is the benchmark Sugihara bar. This version allows you to run 3/8 .058 chain (usually the standard set up is .325 .058).


Part Number VH2T-8Q45-A  Weight 1125g

£73.00 Ex VAT
£87.60 Inc VAT

 STANDARD FITTING



Sugihara 20" Light Type Pro

 .325 .050 – 80 drive links

Sugihara single piece steel professional sprocket nose bar with sections removed and replaced with a rigid light weight resin. These bars have been designed to run Oregon 95TXL chain. This chain cuts a narrower kerf, similar to a 3/8" Lo Pro chain, but is still on a .325 chassis so it is not necessary to change the drive sprocket.


Part Number BC3U-0J50-A  Weight 855g

£65.00 Ex VAT
£78.00 Inc VAT


 STANDARD FITTING



Sugihara 20" Light Type Pro

 .325 .058 – 80 drive links

Sugihara single piece steel professional sprocket nose bar with sections removed and replaced with a rigid light weight resin. One of the best guide bars in the world today Sugihara Light Type bars are the most popular version amongst tree professionals.

Part Number BC3U-8J50-A  Weight 855g

£32.00 Ex VAT
£38.40 Inc VAT

 CHECK / CHANGE SPROCKET



Sugihara 20" Pro Laminated

 3/8 Lo Pro .050 – 72 drive links

These bars are similar to Oregon Pro Lite and Pro Am and Stihl Rollomatic chainsaw bars. A sandwich construction with two pieces of steel welded together and the internal space filled with a punched blank. These bars run 3/8" Lo Pro .050 chain and enable you to cut faster on all Group 3 chainsaws. Not recommended for Husky 560XP as the power of this saw and the way that power is delivered could more likely cause chain fracture.


Part Number BC2M-0L51-A  Weight 780g

£68.00 Ex VAT
£81.60 Inc VAT


 STANDARD FITTING



Sugihara 20" Pro Solid

 .325 .058 – 80 drive links

Sugihara single piece steel professional sprocket nose bar for long lasting performance in all conditions. Sprocket nose is replaceable. Superb durability, stiffness and wear characteristics this is the benchmark Sugihara bar. These bars have been designed to run Oregon 95TXL chain. This chain cuts a narrower kerf, similar to a 3/8" Lo Pro chain, but is still on a .325 chassis so it is not necessary to change the drive sprocket.


Part Number BC3T-0J50-A  Weight 1035g

£82.00 Ex VAT
£98.40 Inc VAT


 STANDARD FITTING



Sugihara 25" Pro Solid

 .325 .058 – 92 drive links

Sugihara single piece steel professional sprocket nose bar for long lasting performance in all conditions. Sprocket nose is replaceable. Superb durability, stiffness and wear characteristics this is the benchmark Sugihara bar.


Part Number BC3T-8J63-A  Weight 1340g

£87.00 Ex VAT
£104.40 Inc VAT


 STANDARD FITTING



Sugihara 25" Light Type Pro

 .325 .058 – 92 drive links

Sugihara single piece steel professional sprocket nose bar with sections removed and replaced with a rigid light weight resin. One of the best guide bars in the world today Sugihara Light Type bars are the most popular version amongst tree professionals.

Part Number BC3U-8J63-A  Weight 1120g

GROUP 4

Chainsaw model

61, 64, 65, 66, 70, 77, 160, 162
 163, 180, 181, 185, 260, 263, 266
 268, 272, 280, 281, 285, 288, 298
 362XP, 365, 365XP, 371, 372XP, 380, 385XP
 390XP, 394XP, 395XP, 575XP, 576XP

Husqvarna Group 4 chainsaws have the same mount as Group 5 but run 3/8" .058 chain as standard.


Oregon ends D009
 Cannon H1

£60.00 Ex VAT
 £72.00 Inc VAT

 STANDARD FITTING



Sugihara 15" Light Type Pro

 3/8" .058 – 56 drive links

Sugihara single piece steel professional sprocket nose bar with sections removed and replaced with a rigid light weight resin. One of the best guide bars in the world today Sugihara Light Type bars are the most popular version amongst tree professionals.

Part Number VT3U-8Q37-A


 Weight 790g

£29.00 Ex VAT
 £34.80 Inc VAT

 CHECK / CHANGE SPROCKET



Sugihara 15" Pro Laminated

 3/8" .058 – 56 drive links

These bars are similar to Oregon Pro Lite and Pro Am and Stihl Rollamatic chainsaw bars. A sandwich construction with two pieces of steel welded together and the internal space filled with a punched blank.

Part Number VT2L-8Q36-A


 Weight 770g

£66.00 Ex VAT
 £79.20 Inc VAT

 CHECK / CHANGE SPROCKET



Sugihara 16" Light Type Pro

 3/8" .058 – 60 drive links

Sugihara single piece steel professional sprocket nose bar with sections removed and replaced with a rigid light weight resin. One of the best guide bars in the world today Sugihara Light Type bars are the most popular version amongst tree professionals.

Part Number VT3U-8Q40-A


 Weight 860g

£30.00 Ex VAT
 £36.00 Inc VAT

 STANDARD FITTING



Sugihara 16" Pro Laminated

 3/8" .058 – 60 drive links

These bars are similar to Oregon Pro Lite and Pro Am and Stihl Rollamatic chainsaw bars. A sandwich construction with two pieces of steel welded together and the internal space filled with a punched blank.

Part Number VT2L-8Q40-A


 Weight 850g

£69.00 Ex VAT
£82.80 Inc VAT

 STANDARD FITTING



Sugihara 18" Light Type Pro

 3/8" .058 – 68 drive links

Sugihara single piece steel professional sprocket nose bar with sections removed and replaced with a rigid light weight resin. One of the best guide bars in the world today Sugihara Light Type bars are the most popular version amongst tree professionals.

Part Number VT3U-8Q45-A


 Weight 970g

£32.00 Ex VAT
£38.40 Inc VAT

 CHECK / CHANGE SPROCKET



Sugihara 18" Pro Laminated

 3/8" .058 – 68 drive links

These bars are similar to Oregon Pro Lite and Pro Am and Stihl Rollamatic chainsaw bars. A sandwich construction with two pieces of steel welded together and the internal space filled with a punched blank.

Part Number VT2M-8Q45-A


 Weight 1025g

£62.00 Ex VAT
£74.40 Inc VAT

 STANDARD FITTING



Sugihara 18" Pro Solid

 3/8" .058 – 68 drive links

Sugihara single piece steel professional sprocket nose bar for long lasting performance in all conditions. Sprocket nose is replaceable. Superb durability, stiffness and wear characteristics this is the benchmark Sugihara bar.

Part Number VT3T-8Q45-A


 Weight 1145g

£73.00 Ex VAT
£87.60 Inc VAT

 STANDARD FITTING



Sugihara 20" Light Type Pro

 3/8" .058 – 72 drive links

Sugihara single piece steel professional sprocket nose bar with sections removed and replaced with a rigid light weight resin. One of the best guide bars in the world today Sugihara Light Type bars are the most popular version amongst tree professionals.

Part Number VT3U-8Q50-A


 Weight 1050g

£36.00 Ex VAT
£43.20 Inc VAT

 CHECK / CHANGE SPROCKET



Sugihara 20" Pro Laminated

 3/8" .058 – 72 drive links

These bars are similar to Oregon Pro Lite and Pro Am and Stihl Rollamatic chainsaw bars. A sandwich construction with two pieces of steel welded together and the internal space filled with a punched blank.

Part Number VT2M-8Q50-A


 Weight 1110g

£68.00 Ex VAT
£81.60 Inc VAT

 STANDARD FITTING



Sugihara 20" Pro Solid

 3/8" .058 – 72 drive links

Sugihara single piece steel professional sprocket nose bar for long lasting performance in all conditions. Sprocket nose is replaceable. Superb durability, stiffness and wear characteristics this is the benchmark Sugihara bar.

Part Number VT3T-8Q50-A

 Weight 1235g

£87.00 Ex VAT
£104.40 Inc VAT



STANDARD FITTING



Sugihara 24" Light Type Pro

3/8" .058 – 84 drive links

Sugihara single piece steel professional sprocket nose bar with sections removed and replaced with a rigid light weight resin. One of the best guide bars in the world today Sugihara Light Type bars are the most popular version amongst tree professionals.

Part Number VT3U-8Q62-A

Weight 1305g

£82.00 Ex VAT
£98.40 Inc VAT



STANDARD FITTING



Sugihara 25" Pro Solid

3/8" .058 – 84 drive links

Sugihara single piece steel professional sprocket nose bar for long lasting performance in all conditions. Sprocket nose is replaceable. Superb durability, stiffness and wear characteristics this is the benchmark Sugihara bar.

Part Number VT3T-8Q62-A

Weight 1540g

£98.00 Ex VAT
£117.60 Inc VAT



STANDARD FITTING



Sugihara 28" Light Type Pro

3/8" .058 – 92 drive links

Sugihara single piece steel professional sprocket nose bar with sections removed and replaced with a rigid light weight resin. One of the best guide bars in the world today Sugihara Light Type bars are the most popular version amongst tree professionals.

Part Number VT3U-8Q70-A

Weight 1495g

£93.00 Ex VAT
£111.60 Inc VAT



STANDARD FITTING



Sugihara 28" Pro Solid

3/8" .058 – 92 drive links

Sugihara single piece steel professional sprocket nose bar for long lasting performance in all conditions. Sprocket nose is replaceable. Superb durability, stiffness and wear characteristics this is the benchmark Sugihara bar.

Part Number VT3T-8Q70-A

Weight 1720g

£107.00 Ex VAT
£128.40 Inc VAT



STANDARD FITTING



Sugihara 30" Light Type Pro

3/8" .058 – 102 drive links

Sugihara single piece steel professional sprocket nose bar with sections removed and replaced with a rigid light weight resin. One of the best guide bars in the world today Sugihara Light Type bars are the most popular version amongst tree professionals.

Part Number VT2U-8Q77-A

Weight 1790g

£131.00 Ex VAT
£157.20 Inc VAT



STANDARD FITTING



Sugihara 36" Light Type Pro

3/8" .063 – 115 drive links

Sugihara single piece steel professional sprocket nose bar with sections removed and replaced with a rigid light weight resin. One of the best guide bars in the world today Sugihara Light Type bars are the most popular version amongst tree professionals.

Part Number VT2U-3Q91-A

Weight 2000g

£120.00 Ex VAT
£144.00 Inc VAT



STANDARD FITTING



Sugihara 36" Pro Solid

3/8" .063 – 115 drive links

Sugihara single piece steel professional sprocket nose bar for long lasting performance in all conditions. Sprocket nose is replaceable. Superb durability, stiffness and wear characteristics this is the benchmark Sugihara bar.

Part Number VT2T-3Q91-A

Weight 2000g

£153.00 Ex VAT
£183.60 Inc VAT



STANDARD FITTING



Sugihara 42" Pro Solid

3/8" .063 – 137 drive links

Sugihara single piece steel professional sprocket nose bar for long lasting performance in all conditions. Sprocket nose is replaceable. Superb durability, stiffness and wear characteristics this is the benchmark Sugihara bar.

Part Number VT2T-3Q105-A

Weight 3000g

GROUP 5 HUSQVARNA 36" GUIDE BARS

Chainsaw model

1100, 2100, 2101, 3120XP

Husqvarna Group 5 chainsaws have the same mount as Group 4 but tend to run .404 chain as standard.

Oregon ends D009
Cannon H1

£131.00 Ex VAT
£157.20 Inc VAT



STANDARD FITTING



Sugihara 36" Light Type Pro

.404 .063 – 104 drive links

Sugihara single piece steel professional sprocket nose bar with sections removed and replaced with a rigid light weight resin. One of the best guide bars in the world today Sugihara Light Type bars are the most popular version amongst tree professionals. This bar has a smaller radius nose to reduce kickback.

Part Number VF2U-3S90-A

Weight 2000g

£120.00 Ex VAT
£144.00 Inc VAT



STANDARD FITTING



Sugihara 36" Pro Solid

.404 .063 – 104 drive links

Sugihara single piece steel professional sprocket nose bar for long lasting performance in all conditions. Sprocket nose is replaceable. Superb durability, stiffness and wear characteristics this is the benchmark Sugihara bar.

Part Number VF2T-3S90-A

Weight 2000g


£120.00 Ex VAT
£144.00 Inc VAT



Sugihara 36" Pro Solid

 .404 .063 – 104 drive links


Sugihara single piece steel professional sprocket nose bar for long lasting performance in all conditions. Sprocket nose is replaceable. Superb durability, stiffness and wear characteristics this is the benchmark Sugihara bar.

Part Number VF2T-3S90-A  Weight 2000g

£153.00 Ex VAT
£183.60 Inc VAT



Sugihara 42" Pro Solid

 .404 .063 – 124 drive links


Sugihara single piece steel professional sprocket nose bar for long lasting performance in all conditions. Sprocket nose is replaceable. Superb durability, stiffness and wear characteristics this is the benchmark Sugihara bar.

Part Number VF2T-3S105-A  Weight 3000g


£199.00 Ex VAT
£238.80 Inc VAT



Sugihara 46" Pro Solid

 .404 .063 – 132 drive links

Sugihara single piece steel professional sprocket nose bar for long lasting performance in all conditions. Sprocket nose is replaceable. Superb durability, stiffness and wear characteristics this is the benchmark Sugihara bar.

Part Number VF2T-3S115-A  Weight 3000g

GROUP 0 – PG 34**Chainsaw model**

2511TES

GROUP 1 – PG 34**Chainsaw model**

CS280EG,
 CS310ES, CS352ES, CS370ES
 CS281WES, CS360WES, CS361WES
 CS280TES, CS360TES
 CS280, CS290, CS300, CS301, CS302, CS305
 CS315, CS328, CS330, CS340, CS341, CS345,
 CS346, CS350, CS351, CS360, CS370, CS2600
 CS2700, CS2800, CS2900, CS3000, CS3050
 CS3350, CS3400, CS3450, CS3500, CS4400
 CS280EVL, CS285EVL, CS290EVL, CS300EVL
 CS320EVL, CS330EVL, CS330EVL, CS360EVL
 CS304VL, CS351VL, CS280EG, S2600ESC
 CS260TSEC, CS285EL, CS270E, CS280E
 E155, ECS150, ESC1850FT, S2000

Sugi Mount BL1, BL2 and EM1
 Oregon ends A041

GROUP 3 – PG 37**Chainsaw model**

390ESX, CS420ES, CS501SX
 CS40EVL, CS360EVL, CS400EVL
 CS440EVL, CS440EVLH
 CS400, CS410, CS450, CS510, CS520, CS3600
 CS3700, CS3900, CS4000, CS4010, CS4100
 CS4200, CS4400, CS4500, CS4510, CS4600
 CS4610, CS5000, CS5100, CS5500, CS5501,
 CS6700

Sugi Mount BM3
 Oregon ends K041

GROUP 4 – PG 38**Chainsaw model**

6702, 6800, CS60
 CS500EVL, CS510EVL, CS550EVL
 CS600EVL, CS650EVL, CS702EVL
 CS451VL, CS452VL, CS500VL
 CS602VL, CS610VL, CS660VL, CS750VL
 CS5000, CS5500, CS5501, CS6700, CS6701
 CS8000, CS8001, CS8002
 CS550, CS620SX, CS680
 CS8000, CS8001, CS8002

Sugi starts XT2
 Oregon ends D176

Chainsaw model

2511TES

£23.00 Ex VAT
£27.60 Inc VAT



CHECK / CHANGE SPROCKET

**Sugihara 10" Pro Laminated**

1/4 .043 – 60 drive links + chain

Super thin laminated bar with sandwich construction that runs Sugihara's own 1/4 .043 chain. Fast clean cutting and the best choice for a pole saw or smaller chainsaw. Sugihara 1/4 .043 bars will not run the Stihl version of this chain (nor vice versa). You will require a 1/4 drive sprocket to run this bar. Dedicated small Echo mount.

Part Number EM1M-4V25-A



Weight 240g

£25.00 Ex VAT
£30.00 Inc VAT



UNIVERSAL BAR MOUNT

**Sugihara 12" Pro Laminated**

1/4 .043 – 68 drive links

Super thin laminated bar with sandwich construction that runs Sugihara's own 1/4 .043 chain. Fast clean cutting and the best choice for a pole saw or smaller chainsaw. Sugihara 1/4 .043 bars will not run the Stihl version of this chain (nor vice versa). Universal mount means that this bar will work with most chainsaws under 40cc.

Part Number BN6M-4V30-A



Weight 320g

£27.00 Ex VAT
£32.40 Inc VAT



UNIVERSAL BAR MOUNT

**Sugihara 14" Pro Laminated**

1/4 .043 – 76 drive links

Super thin laminated bar with sandwich construction that runs Sugihara's own 1/4 .043 chain. Fast clean cutting and the best choice for a pole saw or smaller chainsaw. Sugihara 1/4 .043 bars will not run the Stihl version of this chain (nor vice versa). Universal mount means that this bar will work with most chainsaws under 40cc.

Part Number BN6M-4V35-A



Weight 400g

GROUP 1 ECHO**Chainsaw model**

CS280EG,
CS310ES, CS352ES, CS370ES
CS281WES, CS360WES, CS361WES
CS280TES, CS360TES
CS280, CS290, CS300, CS301, CS302, CS305
CS315, CS328, CS330, CS340, CS341, CS345,
CS346, CS350, CS351, CS360, CS370, CS2600
CS2700, CS2800, CS2900, CS3000, CS3050
CS3350, CS3400, CS3450, CS3500, CS4400

CS280EVL, CS285EVL, CS290EVL, CS300EVL
CS320EVL, CS330EVL, CS330EVL, CS360EVL
CS304VL, CS351VL, CS280EG, S2600ESC
CS260TSEC, CS285EL, CS270E, CS280E
E155, ECS150, ESC1850FT, S2000


Sugi Mount BL1, BL2 and EM1
Oregon ends A041

£21.00 Ex VAT
£25.20 Inc VAT


 CHECK / CHANGE SPROCKET



Sugihara 8" Pro Laminated

 1/4" .050 – 52 drive links

These bars are similar to Oregon Pro Lite and Pro Am and Stihl Rollamatic chainsaw bars. A sandwich construction with two pieces of steel welded together and the internal space filled with a punched blank. 1/4" pitch chain cuts a narrower kerf with more cutting teeth giving a clean, fast and smooth cut. Remember to buy a 1/4" pitch drive sprocket. This bar has a smaller x10 tooth nose sprocket.


Part Number EM1M-0V20-A  Weight 235g

£23.00 Ex VAT
£27.60 Inc VAT

 CHECK / CHANGE SPROCKET



Sugihara 10" Pro Laminated

 1/4" .050 – 60 drive links

Super thin laminated bar with sandwich construction that runs Sugihara's own 1/4 .043 chain. Fast clean cutting and the best choice for a pole saw or smaller chainsaw. Sugihara 1/4 .043 bars will not run the Stihl version of this chain (nor vice versa).


Part Number EM1M-0V25-A  Weight 290g

£23.00 Ex VAT
£27.60 Inc VAT

 CHECK / CHANGE SPROCKET



Sugihara 10" Pro Laminated + chain

 1/4 .043 – 60 drive links

Super thin laminated bar with sandwich construction that runs Sugihara's own 1/4 .043 chain. Fast clean cutting and the best choice for a pole saw or smaller chainsaw. Sugihara 1/4 .043 bars will not run the Stihl version of this chain (nor vice versa).

Part Number EM1M-4V25-A  Weight 240g

£49.00 Ex VAT
£58.80 Inc VAT


 STANDARD FITTING



Sugihara 12" Light Type Pro

 3/8 Lo Pro .050 – 47 drive links

Sugihara single piece steel professional sprocket nose bar with sections removed and replaced with a rigid light weight resin. One of the best guide bars in the world today Sugihara Light Type bars are the most popular version amongst tree professionals. This bar has a smaller nose radius for reduced kickback.


Part Number BL2U-0N30-A  Weight 400g

£25.00 Ex VAT
£30.00 Inc VAT

 STANDARD FITTING



Sugihara 12" Pro Laminated

 3/8 Lo Pro .050 – 47 drive links

These bars are similar to Oregon Pro Lite and Pro Am and Stihl Rollamatic chainsaw bars. They have a sandwich construction with two pieces of steel welded together and the internal space filled with a punched blank. These bars are similar to Oregon Pro Lite and Pro Am and Stihl Rollamatic chainsaw bars. A sandwich construction with two pieces of steel welded together and the internal space filled with a punched blank.


Part Number BL1M-0L30-A  Weight 475g

£25.00 Ex VAT
£30.00 Inc VAT

 CHECK / CHANGE SPROCKET



Sugihara 12" Pro Laminated

 1/4" .050 – 68 drive links

These bars are similar to Oregon Pro Lite and Pro Am and Stihl Rollamatic chainsaw bars. A sandwich construction with two pieces of steel welded together and the internal space filled with a punched blank. 1/4" pitch chain cuts a narrower kerf with more cutting teeth giving a clean, fast and smooth cut. Remember to buy a 1/4" pitch drive sprocket. This bar has a x12 tooth nose sprocket.


Part Number EM1M-0F30-A  Weight 405g

£47.00 Ex VAT
£56.40 Inc VAT

 UNIVERSAL BAR MOUNT



Sugihara 12" Pro Laminated + chain

 1/4 .043 – 68 drive links + chain (Universal mount)

Super thin laminated bar with sandwich construction that runs Sugihara's own 1/4 .043 chain. Fast clean cutting and the best choice for a pole saw or smaller chainsaw. Sugihara 1/4 .043 bars will not run the Stihl version of this chain (nor vice versa). Universal mount means that this bar will work with most chainsaws under 40cc.

Part Number BN6M-4V30-A  Weight 320g

£54.00 Ex VAT
£64.80 Inc VAT

 STANDARD FITTING



Sugihara 14" Light Type Pro

 3/8 Lo Pro .050 – 53 drive links

Sugihara single piece steel professional sprocket nose bar with sections removed and replaced with a rigid light weight resin. One of the best guide bars in the world today Sugihara Light Type bars are the most popular version amongst tree professionals. This bar has a smaller nose radius for reduced kickback.


Part Number BL2U-0N35-A  Weight 470g

£27.00 Ex VAT
£32.40 Inc VAT

 STANDARD FITTING



Sugihara 14" Pro Laminated

 3/8 Lo Pro .050 – 53 drive links

These bars are similar to Oregon Pro Lite and Pro Am and Stihl Rollamatic chainsaw bars. They have a sandwich construction with two pieces of steel welded together and the internal space filled with a punched blank. These bars are similar to Oregon Pro Lite and Pro Am and Stihl Rollamatic chainsaw bars.


Part Number BL1M-0L35-A  Weight 515g

£27.00 Ex VAT
£32.40 Inc VAT

 CHECK / CHANGE SPROCKET



Sugihara 14" Pro Laminated

 1/4" .050 – 76 drive links

These bars are similar to Oregon Pro Lite and Pro Am and Stihl Rollamatic chainsaw bars. A sandwich construction with two pieces of steel welded together and the internal space filled with a punched blank. 1/4" pitch chain cuts a narrower kerf with more cutting teeth giving a clean, fast and smooth cut. Remember to buy a 1/4" pitch drive sprocket. This bar has a x12 tooth nose sprocket.


Part Number EM1M-0F35-A  Weight 470g

£49.00 Ex VAT
£58.80 Inc VAT

 UNIVERSAL BAR MOUNT



Sugihara 14" Pro Laminated + chain

 1/4 .043 – 76 drive links + chain

Super thin laminated bar with sandwich construction that runs Sugihara's own 1/4 .043 chain. Fast clean cutting and the best choice for a pole saw or smaller chainsaw. Sugihara 1/4 .043 bars will not run the Stihl version of this chain (nor vice versa).

Part Number VH2U-8Q37-A  Weight 395g

£58.00 Ex VAT
£69.60 Inc VAT

 STANDARD FITTING



Sugihara 16" Light Type Pro

 3/8 Lo Pro .050 58 drive links

Sugihara single piece steel professional sprocket nose bar with sections removed and replaced with a rigid light weight resin. One of the best guide bars in the world today Sugihara Light Type bars are the most popular version amongst tree professionals. This bar has a smaller nose radius for reduced kickback.

Part Number BL2U-0N40-A  Weight 535g

£30.00 Ex VAT
£36.00 Inc VAT



STANDARD FITTING



Sugihara 16" Pro Laminated

 3/8 Lo Pro .050 – 58 drive links

These bars are similar to Oregon Pro Lite and Pro Am and Stihl Rollomatic chainsaw bars. They have a sandwich construction with two pieces of steel welded together and the internal space filled with a punched blank. These bars are similar to Oregon Pro Lite and Pro Am and Stihl Rollomatic chainsaw bars.

Part Number BL1M-0L40-A

 Weight 585g


£30.00 Ex VAT
£36.00 Inc VAT



CHECK / CHANGE SPROCKET



Sugihara 16" Pro Laminated

 1/4" .050 – 84 drive links

These bars are similar to Oregon Pro Lite and Pro Am and Stihl Rollomatic chainsaw bars. A sandwich construction with two pieces of steel welded together and the internal space filled with a punched blank. 1/4" pitch chain cuts a narrower kerf with more cutting teeth giving a clean, fast and smooth cut. Remember to buy a 1/4" pitch drive sprocket. This bar has a x13 tooth nose sprocket.

Part Number BL1M-0G40-A

 Weight 595g

GROUP 3

Chainsaw model

390ESX, CS420ES, CS501SX
CS40EVL, CS360EVL, CS400EVL
CS440EVL, CS440EVLH
CS400, CS410, CS450, CS510, CS520, CS3600
CS3700, CS3900, CS4000, CS4010, CS4100
CS4200, CS4400, CS4500, CS4510, CS4600
CS4610, CS5000, CS5100, CS5500, CS5501, CS6700

Sugi Mount BM3

Oregon ends K041


£52.00 Ex VAT
£62.40 Inc VAT



STANDARD FITTING



Sugihara 13" Light Type Pro

 .325 .058 – 56 drive links

Sugihara single piece steel professional sprocket nose bar with sections removed and replaced with a rigid light weight resin. One of the best guide bars in the world today Sugihara Light Type bars are the most popular version amongst tree professionals.

Part Number BM3U-8J33-A

 Weight 575g


£47.00 Ex VAT
£56.40 Inc VAT



STANDARD FITTING



Sugihara 13" Pro Solid

 .325 .058 – 56 drive links

Sugihara single piece steel professional sprocket nose bar for long lasting performance in all conditions. Sprocket nose is replaceable. Superb durability, stiffness and wear characteristics this is the benchmark Sugihara bar.

Part Number BM3T-8J33-A

 Weight 645g

£60.00 Ex VAT
£72.00 Inc VAT



STANDARD FITTING



Sugihara 15" Light Type Pro

.325 .058 – 64 drive links

Sugihara single piece steel professional sprocket nose bar with sections removed and replaced with a rigid light weight resin. One of the best guide bars in the world today Sugihara Light Type bars are the most popular version amongst tree professionals.

Part Number **BM3U-8J37-A**

Weight 660g

£56.00 Ex VAT
£67.20 Inc VAT



STANDARD FITTING



Sugihara 15" Pro Solid

.325 .058 – 64 drive links

Sugihara single piece steel professional sprocket nose bar for long lasting performance in all conditions. Sprocket nose is replaceable. Superb durability, stiffness and wear characteristics this is the benchmark Sugihara bar.

Part Number **BM3T-8J37-A**

Weight 775g

£66.00 Ex VAT
£79.20 Inc VAT



STANDARD FITTING



Sugihara 18" Light Type Pro

.325 .058 – 72 drive links

Sugihara single piece steel professional sprocket nose bar with sections removed and replaced with a rigid light weight resin. One of the best guide bars in the world today Sugihara Light Type bars are the most popular version amongst tree professionals.

Part Number **BM3U-8J45-A**

Weight 775g

£36.00 Ex VAT
£43.20 Inc VAT



STANDARD FITTING



Sugihara 20" Pro Laminated

.325 .058 – 80 drive links

These bars are similar to Oregon Pro Lite and Pro Am and Stihl Rollomatic chainsaw bars. They have a sandwich construction with two pieces of steel welded together and the internal space filled with a punched blank. These bars are similar to Oregon Pro Lite and Pro Am and Stihl Rollomatic chainsaw bars.

Part Number **BM2M-8J50-A**

Weight 940g

GROUP 4

Chainsaw model

6702, 6800, CS60

CS500EVL, CS510EVL, CS550EVL

CS600EVL, CS650EVL, CS702EVL

CS451VL, CS452VL, CS500VL

CS602VL, CS610VL, CS660VL, CS750VL

CS5000, CS5500, CS5501, CS6700, CS6701

CS8000, CS8001, CS8002

CS550, CS620SX, CS680

CS8000, CS8001, CS8002

Sugi starts XT2

Oregon ends D176

£60.00 Ex VAT
£72.00 Inc VAT



STANDARD FITTING



Sugihara 15" Light Type Pro

3/8" .058 – 56 drive links

Sugihara single piece steel professional sprocket nose bar with sections removed and replaced with a rigid light weight resin. One of the best guide bars in the world today Sugihara Light Type bars are the most popular version amongst tree professionals.

Part Number XT2U-8Q36-A

Weight 815g

£32.00 Ex VAT
£38.40 Inc VAT



STANDARD FITTING



Sugihara 18" Pro Laminated

3/8 .058 – 66 drive links

These bars are similar to Oregon Pro Lite and Pro Am and Stihl Rollomatic chainsaw bars. A sandwich construction with two pieces of steel welded together and the internal space filled with a punched blank.

Part Number XT2M-8Q45-A

Weight 1010g

£69.00 Ex VAT
£82.80 Inc VAT



STANDARD FITTING



Sugihara 18" Light Type Pro

3/8" .058 – 66 drive links

Sugihara single piece steel professional sprocket nose bar with sections removed and replaced with a rigid light weight resin. One of the best guide bars in the world today Sugihara Light Type bars are the most popular version amongst tree professionals.

Part Number XT2U-8Q45-A

Weight 985g

£36.00 Ex VAT
£43.20 Inc VAT



CHECK / CHANGE SPROCKET



Sugihara 20" Pro Laminated

3/8 Lo Pro .050 – 72 drive links

These bars are similar to Oregon Pro Lite and Pro Am and Stihl Rollomatic chainsaw bars. A sandwich construction with two pieces of steel welded together and the internal space filled with a punched blank. This bar runs the smaller 3/8 Lo Pro chain combined with a slightly smaller nose for a lower risk of kickback.

Part Number XT2M-0L51-A

Weight 900g

£73.00 Ex VAT
£87.60 Inc VAT



STANDARD FITTING



Sugihara 20" Light Type Pro

3/8" .058 – 72 drive links

Sugihara single piece steel professional sprocket nose bar with sections removed and replaced with a rigid light weight resin. One of the best guide bars in the world today Sugihara Light Type bars are the most popular version amongst tree professionals.

Part Number XT2U-8Q50-A

Weight 1085g

£68.00 Ex VAT
£81.60 Inc VAT



STANDARD FITTING



Sugihara 20" Pro Solid

3/8" .058 – 72 drive links

Sugihara single piece steel professional sprocket nose bar for long lasting performance in all conditions. Sprocket nose is replaceable. Superb durability, stiffness and wear characteristics this is the benchmark Sugihara bar.

Part Number XT2T-8Q51-A

Weight 1320g

£87.00 Ex VAT
£104.40 Inc VAT



STANDARD FITTING



Sugihara 24" Light Type Pro

3/8" .058 – 84 drive links

Sugihara single piece steel professional sprocket nose bar with sections removed and replaced with a rigid light weight resin. One of the best guide bars in the world today Sugihara Light Type bars are the most popular version amongst tree professionals.

Part Number XT2U-8Q61-A

Weight 1380g

£98.00 Ex VAT
£117.60 Inc VAT



STANDARD FITTING



Sugihara 28" Light Type Pro

3/8" .058 – 92 drive links

Sugihara single piece steel professional sprocket nose bar with sections removed and replaced with a rigid light weight resin. One of the best guide bars in the world today Sugihara Light Type bars are the most popular version amongst tree professionals.

Part Number XT2U-8Q70-A

Weight 1600g

£93.00 Ex VAT
£111.60 Inc VAT



STANDARD FITTING



Sugihara 28" Pro Solid

3/8" .058 92 drive links

Sugihara single piece steel professional sprocket nose bar for long lasting performance in all conditions. Sprocket nose is replaceable. Superb durability, stiffness and wear characteristics this is the benchmark Sugihara bar.

Part Number XT2T-8Q70-A

Weight 1820g

FIND YOUR DOLMAR CHAINSAW MODEL – GROUPS 1 – 5

GROUP 1 – PG 41

Chainsaw model
PS222TH, PS3410TH
PS32C, PS35C
PS3410, PS350FC,
PS420C

GROUP 3 – PG 43

Chainsaw model
PS460, PS4605C, PS500
PS5105C, 115,
116, PS6100

GROUP 4 – PG 49

Chainsaw model
PS6400, PS7310
PS7910
PS9010
(with 9mm studs)

GROUP 5 – PG 53


Chainsaw model
133, 153, 166,
PS 9010
(standard
14mm studs)

£21.00 Ex VAT
£25.20 Inc VAT

 CHECK / CHANGE SPROCKET



Sugihara 8" Pro Laminated

 1/4" .050 – 52 drive links

These bars are similar to Oregon Pro Lite and Pro Am and Stihl Rollamatic chainsaw bars. 1/4" pitch chain cuts a narrower kerf with more cutting teeth giving a clean, fast and smooth cut. Remember to buy a 1/4" pitch drive sprocket. This bar has a smaller x10 tooth nose sprocket.


Part Number EM1M-0V20-A  Weight 235g

£23.00 Ex VAT
£27.60 Inc VAT

 CHECK / CHANGE SPROCKET



Sugihara 10" Pro Laminated

 1/4" .050 – 60 drive links

These bars are similar to Oregon Pro Lite and Pro Am and Stihl Rollamatic chainsaw bars. 1/4" pitch chain cuts a narrower kerf with more cutting teeth giving a clean, fast and smooth cut. Remember to buy a 1/4" pitch drive sprocket. This bar has a smaller x10 tooth nose sprocket.

Part Number EM1M-0V25-A  Weight 290g

£49.00 Ex VAT
£58.80 Inc VAT

 STANDARD FITTING



Sugihara 12" Light Type Pro

 3/8 Lo Pro .050 – 47 drive links

Sugihara single piece steel professional sprocket nose bar with sections removed and replaced with a rigid light weight resin. One of the best guide bars in the world today Sugihara Light Type bars are the most popular version amongst tree professionals. This bar has a smaller nose radius for reduced kickback.

Part Number BL2U-0N30-A  Weight 400g

£25.00 Ex VAT
£30.00 Inc VAT

 STANDARD FITTING



Sugihara 12" Pro Laminated

 3/8 Lo Pro .050 – 47 drive links

These bars are similar to Oregon Pro Lite and Pro Am and Stihl Rollamatic chainsaw bars. They have a sandwich construction with two pieces of steel welded together and the internal space filled with a punched blank. These bars are similar to Oregon Pro Lite and Pro Am and Stihl Rollamatic chainsaw bars.


Part Number BL1M-0L30-A  Weight 475g

£25.00 Ex VAT
£30.00 Inc VAT

 CHECK / CHANGE SPROCKET



Sugihara 12" Pro Laminated

 1/4" .050 – 68 drive links

These bars are similar to Oregon Pro Lite and Pro Am and Stihl Rollamatic chainsaw bars. 1/4" pitch chain cuts a narrower kerf with more cutting teeth giving a clean, fast and smooth cut. Remember to buy a 1/4" pitch drive sprocket. This bar has a x12 tooth nose sprocket.

Part Number EM1M-0F30-A  Weight 405g

£47.00 Ex VAT
£56.40 Inc VAT

 UNIVERSAL BAR MOUNT



Sugihara 12" Pro Laminated + chain

 1/4 .043 – 68 drive links

Super thin laminated bar with sandwich construction that runs Sugihara's own 1/4 .043 chain. Fast clean cutting and the best choice for a pole saw or smaller chainsaw. Sugihara 1/4 .043 bars will not run the Stihl version of this chain (nor vice versa). Universal mount means that this bar will work with most chainsaws under 40cc.

Part Number BN6M-4V30-A  Weight 320g

£54.00 Ex VAT
£64.80 Inc VAT

 STANDARD FITTING



Sugihara 14" Light Type Pro

 3/8 Lo Pro .050 – 53 drive links

Sugihara single piece steel professional sprocket nose bar with sections removed and replaced with a rigid light weight resin. One of the best guide bars in the world today Sugihara Light Type bars are the most popular version amongst tree professionals. This bar has a smaller nose radius for reduced kickback.


Part Number BL2U-0N35-A  Weight 470g

£27.00 Ex VAT
£32.40 Inc VAT

 STANDARD FITTING



Sugihara 14" Pro Laminated

 3/8 Lo Pro .050 – 53 drive links

These bars are similar to Oregon Pro Lite and Pro Am and Stihl Rollamatic chainsaw bars. They have a sandwich construction with two pieces of steel welded together and the internal space filled with a punched blank. These bars are similar to Oregon Pro Lite and Pro Am and Stihl Rollamatic chainsaw bars.


Part Number BL1M-0L35-A  Weight 515g

£27.00 Ex VAT
£32.40 Inc VAT

 CHECK / CHANGE SPROCKET



Sugihara 14" Pro Laminated

 1/4" .050 – 76 drive links

These bars are similar to Oregon Pro Lite and Pro Am and Stihl Rollamatic chainsaw bars. A sandwich construction with two pieces of steel welded together and the internal space filled with a punched blank. 1/4" pitch chain cuts a narrower kerf with more cutting teeth giving a clean, fast and smooth cut. Remember to buy a 1/4" pitch drive sprocket. This bar has a x12 tooth nose sprocket.


Part Number EM1M-0F35-A  Weight 470g

£49.00 Ex VAT
£58.80 Inc VAT

 UNIVERSAL BAR MOUNT



Sugihara 14" Pro Laminated + chain

 1/4 .043 – 76 drive links

Super thin laminated bar with sandwich construction that runs Sugihara's own 1/4 .043 chain. Fast clean cutting and the best choice for a pole saw or smaller chainsaw. Sugihara 1/4 .043 bars will not run the Stihl version of this chain (nor vice versa). Universal mount means that this bar will work with most chainsaws under 40cc.

Part Number BN6M-4V35-A  Weight 395g

£58.00 Ex VAT
£69.60 Inc VAT

 STANDARD FITTING



Sugihara 16" Light Type Pro

 3/8 Lo Pro .050 – 58 drive links

Sugihara single piece steel professional sprocket nose bar with sections removed and replaced with a rigid light weight resin. One of the best guide bars in the world today Sugihara Light Type bars are the most popular version amongst tree professionals. This bar has a smaller nose radius for reduced kickback.

Part Number BL2U-0N40-A  Weight 535g

£30.00 Ex VAT
£36.00 Inc VAT

 STANDARD FITTING



Sugihara 16" Pro Laminated

 3/8 Lo Pro .050 – 58 drive links

These bars are similar to Oregon Pro Lite and Pro Am and Stihl Rollamatic chainsaw bars. They have a sandwich construction with two pieces of steel welded together and the internal space filled with a punched blank. These bars are similar to Oregon Pro Lite and Pro Am and Stihl Rollamatic chainsaw bars.


Part Number BL1M-0L40-A  Weight 585g

£30.00 Ex VAT
£36.00 Inc VAT

 CHECK / CHANGE SPROCKET



Sugihara 16" Pro Laminated

 1/4" .050 – 84 drive links

These bars are similar to Oregon Pro Lite and Pro Am and Stihl Rollamatic chainsaw bars. 1/4" pitch chain cuts a narrower kerf with more cutting teeth giving a clean, fast and smooth cut. Remember to buy a 1/4" pitch drive sprocket. This bar has a x13 tooth nose sprocket.

Part Number BL1M-0G40-A  Weight 595g

GROUP 3 DOLMAR 13 – 14" GUIDE BARS

GROUP 3

Chainsaw model


PS460, PS4605C, PS500
PS5105C, 115, 116
PS6100

£52.00 Ex VAT
£62.40 Inc VAT

 STANDARD FITTING



Sugihara 13" Light Type Pro

 .325 .058 – 56 drive links

Sugihara single piece steel professional sprocket nose bar with sections removed and replaced with a rigid light weight resin. One of the best guide bars in the world today Sugihara Light Type bars are the most popular version amongst tree professionals.


Part Number BC3U-8J33-A  Weight 580g

£47.00 Ex VAT
£56.40 Inc VAT


 STANDARD FITTING



Sugihara 13" Pro Solid

 .325 .058 – 56 drive links

Sugihara single piece steel professional sprocket nose bar for long lasting performance in all conditions. Sprocket nose is replaceable. Superb durability, stiffness and wear characteristics this is the benchmark Sugihara bar.


Part Number BC3T-8J33-A  Weight 650g

£27.00 Ex VAT
£32.40 Inc VAT

 STANDARD FITTING



Sugihara 14" Pro Laminated

 .325 .050 – 60 drive links

These bars are similar to Oregon Pro Lite and Pro Am and Stihl Rollamatic chainsaw bars. These bars have been designed to run Oregon 95TXL chain. This chain cuts a narrower kerf, similar to a 3/8" Lo Pro chain, but is still on a .325 chassis so it is not necessary to change the drive sprocket. 10 tooth nose sprocket for more control and better boring.


Part Number BC2M-0H35P-A  Weight 475g

£60.00 Ex VAT
£72.00 Inc VAT

 STANDARD FITTING



Sugihara 15" Light Type Pro

 .325 .058 – 64 drive links

Sugihara single piece steel professional sprocket nose bar with sections removed and replaced with a rigid light weight resin. One of the best guide bars in the world today Sugihara Light Type bars are the most popular version amongst tree professionals.

Part Number BC3U-8J37-A  Weight 670g

£60.00 Ex VAT
£72.00 Inc VAT


 STANDARD FITTING



Sugihara 15" Light Type Pro

 .325 .063 – 64 drive links

Sugihara single piece steel professional sprocket nose bar with sections removed and replaced with a rigid light weight resin. One of the best guide bars in the world today Sugihara Light Type bars are the most popular version amongst tree professionals. This is the .063 version – please note! Enables you to run the same chain (.325 .063) on both Stihl and Husky saws.


Part Number BC3U-3J37-A  Weight 675g

£60.00 Ex VAT
£72.00 Inc VAT

 CHECK / CHANGE SPROCKET



Sugihara 15" Light Type Pro

 3/8" .058 – 56 drive links

Sugihara single piece steel professional sprocket nose bar with sections removed and replaced with a rigid light weight resin. One of the best guide bars in the world today Sugihara Light Type bars are the most popular version amongst tree professionals. This version allows you to run 3/8 .058 chain (usually the standard set up is .325 .058).


Part Number VH2U-8Q37-A  Weight 730g

£29.00 Ex VAT
£34.80 Inc VAT

 STANDARD FITTING



Sugihara 15" Pro Laminated

 .325 .050 – 64 drive links

These bars are similar to Oregon Pro Lite and Pro Am and Stihl Rollamatic chainsaw bars. These bars have been designed to run Oregon 95TXL chain. This chain cuts a narrower kerf, similar to a 3/8" Lo Pro chain, but is still on a .325 chassis so it is not necessary to change the drive sprocket. 10 tooth nose sprocket for more control and better boring.


Part Number BC2M-0H37P-A  Weight 540g

£29.00 Ex VAT
£34.80 Inc VAT

 STANDARD FITTING



Sugihara 15" Pro Laminated

 .325 .058 – 64 drive links

These bars are similar to Oregon Pro Lite and Pro Am and Stihl Rollamatic chainsaw bars. These bars are similar to Oregon Pro Lite and Pro Am and Stihl Rollamatic chainsaw bars. A sandwich construction with two pieces of steel welded together and the internal space filled with a punched blank. 10 tooth nose sprocket for more control and better boring.


Part Number BC2M-8H37-A  Weight 635g

£29.00 Ex VAT
£34.80 Inc VAT

 STANDARD FITTING



Sugihara 15" Pro Laminated

 .325 .058 – 64 drive links

These bars are similar to Oregon Pro Lite and Pro Am and Stihl Rollamatic chainsaw bars. They have a sandwich construction with two pieces of steel welded together and the internal space filled with a punched blank. These bars are similar to Oregon Pro Lite and Pro Am and Stihl Rollamatic chainsaw bars.

Part Number BC2M-8J37-A  Weight 675g

£29.00 Ex VAT
£34.80 Inc VAT



Sugihara 15" Pro Laminated

 .325 .063 – 64 drive links

These bars are similar to Oregon Pro Lite and Pro Am and Stihl Rollamatic chainsaw bars. A sandwich construction with two pieces of steel welded together and the internal space filled with a punched blank. This is the .063 version – please note! Enables you to run the same chain (.325 .063) on both Stihl and Husky saws.

Part Number BC2M-3J37-A

 Weight 685g

£29.00 Ex VAT
£34.80 Inc VAT



Sugihara 15" Pro Laminated

 3/8 Lo Pro .050 – 56 drive links

These bars are similar to Oregon Pro Lite and Pro Am and Stihl Rollamatic chainsaw bars. These bars run 3/8" Lo Pro .050 chain and enable you to cut faster on all Group 3 chainsaws. Not recommended for Husky 560XP as the power of this saw and the way that power is delivered could more likely cause chain fracture.


Part Number BC2M-0L38-A

 Weight 550g

£29.00 Ex VAT
£34.80 Inc VAT



Sugihara 15" Pro Lam

 3/8" .058 – 56 drive links

These bars are similar to Oregon Pro Lite and Pro Am and Stihl Rollamatic chainsaw bars. A sandwich construction with two pieces of steel welded together and the internal space filled with a punched blank. This version allows you to run 3/8 .058 chain (usually the standard set up is .325 .058).


Part Number VH2M-8Q37-A

 Weight 720g

£56.00 Ex VAT
£67.20 Inc VAT



Sugihara 15" Pro Solid

 .325 .058 – 64 drive links

Sugihara single piece steel professional sprocket nose bar for long lasting performance in all conditions. Sprocket nose is replaceable. Superb durability, stiffness and wear characteristics this is the benchmark Sugihara bar.


Part Number BC3T-8J37-A

 Weight 780g

£56.00 Ex VAT
£67.20 Inc VAT



Sugihara 15" Pro Solid

 3/8" .058 – 56 drive links

Sugihara single piece steel professional sprocket nose bar for long lasting performance in all conditions. Sprocket nose is replaceable. Superb durability, stiffness and wear characteristics this is the benchmark Sugihara bar. This version allows you to run 3/8 .058 chain (usually the standard set up is .325 .058).


Part Number VH2T-8Q37-A

 Weight 850g

£63.00 Ex VAT
£75.60 Inc VAT



Sugihara 16" Light Type Pro

 3/8" .058 – 60 drive links

Sugihara single piece steel professional sprocket nose bar with sections removed and replaced with a rigid light weight resin. One of the best guide bars in the world today Sugihara Light Type bars are the most popular version amongst tree professionals. This version allows you to run 3/8 .058 chain (usually the standard set up is .325 .058).

Part Number VH2U-8Q40-A


 Weight 830g

£30.00 Ex VAT
£36.00 Inc VAT

 STANDARD FITTING



Sugihara 16" Pro Laminated

 .325 .050 – 66 drive links

These bars are similar to Oregon Pro Lite and Pro Am and Stihl Rollamatic chainsaw bars. These bars have been designed to run Oregon 95TXL chain. This chain cuts a narrower kerf, similar to a 3/8" Lo Pro chain, but is still on a .325 chassis so it is not necessary to change the drive sprocket. 10 tooth nose sprocket for more control and better boring.

Part Number BC2M-0H40P-A


 Weight 570g

£30.00 Ex VAT
£36.00 Inc VAT

 STANDARD FITTING



Sugihara 16" Pro Laminated

 .325 .058 – 66 drive links

These bars are similar to Oregon Pro Lite and Pro Am and Stihl Rollamatic chainsaw bars. They have a sandwich construction with two pieces of steel welded together and the internal space filled with a punched blank. These bars are similar to Oregon Pro Lite and Pro Am and Stihl Rollamatic chainsaw bars.

Part Number BC2M-8J40-A


 Weight 715g

£30.00 Ex VAT
£36.00 Inc VAT

 CHECK / CHANGE SPROCKET



Sugihara 16" Pro Laminated

 3/8 Lo Pro .050 – 60 drive links

These bars are similar to Oregon Pro Lite and Pro Am and Stihl Rollamatic chainsaw bars. A sandwich construction with two pieces of steel welded together and the internal space filled with a punched blank. These bars run 3/8" Lo Pro .050 chain and enable you to cut faster on all Group 3 chainsaws. Not recommended for Husky 560XP as the power of this saw and the way that power is delivered could more likely cause chain fracture.

Part Number BC2M-0L41-A


 Weight 610g

£30.00 Ex VAT
£36.00 Inc VAT

 CHECK / CHANGE SPROCKET



Sugihara 16" Pro Laminated

 3/8" .058 – 60 drive links

These bars are similar to Oregon Pro Lite and Pro Am and Stihl Rollamatic chainsaw bars. A sandwich construction with two pieces of steel welded together and the internal space filled with a punched blank. This version allows you to run 3/8 .058 chain (usually the standard set up is .325 .058).

Part Number VH2M-8Q40-A

 Weight 880g

£58.00 Ex VAT
£69.60 Inc VAT

 STANDARD FITTING



Sugihara 16" Pro Solid

 .325 .063 – 66 drive links

Sugihara single piece steel professional sprocket nose bar for long lasting performance in all conditions. Sprocket nose is replaceable. Superb durability, stiffness and wear characteristics this is the benchmark Sugihara bar.

Part Number BC3T-8J40-A

 Weight 915g

£66.00 Ex VAT
£79.20 Inc VAT

 STANDARD FITTING



Sugihara 18" Light Type Pro

 .325 .058 – 72 drive links

Sugihara single piece steel professional sprocket nose bar with sections removed and replaced with a rigid light weight resin. One of the best guide bars in the world today Sugihara Light Type bars are the most popular version amongst tree professionals.

Part Number BC3U-8J45-A

 Weight 775g

£66.00 Ex VAT
£79.20 Inc VAT



Sugihara 18" Light Type Pro

.325 .063 – 72 drive links

Sugihara single piece steel professional sprocket nose bar with sections removed and replaced with a rigid light weight resin. One of the best guide bars in the world today Sugihara Light Type bars are the most popular version amongst tree professionals. This is the .063 version – please note! Enables you to run the same chain (.325 .063) on both Stihl and Husky saws.

Part Number BC3U-3J45-A Weight 800g

£66.00 Ex VAT
£79.20 Inc VAT



Sugihara 18" Light Type Pro

3/8" .058 – 68 drive links

Sugihara single piece steel professional sprocket nose bar with sections removed and replaced with a rigid light weight resin. One of the best guide bars in the world today Sugihara Light Type bars are the most popular version amongst tree professionals. This version allows you to run 3/8 .058 chain (usually the standard set up is .325 .058).

Part Number VH2U-8Q45-A Weight 945g

£32.00 Ex VAT
£38.40 Inc VAT



Sugihara 18" Pro Laminated

.325 .050 – 72 drive links

These bars are similar to Oregon Pro Lite and Pro Am and Stihl Rollamatic chainsaw bars. These bars have been designed to run Oregon 95TXL chain. This chain cuts a narrower kerf, similar to a 3/8" Lo Pro chain, but is still on a .325 chassis so it is not necessary to change the drive sprocket. 10 tooth nose sprocket for more control and better boring.

Part Number BC2M-0H45P-A Weight 650g

£32.00 Ex VAT
£38.40 Inc VAT



Sugihara 18" Pro Laminated

.325 .058 – 72 drive links

These bars are similar to Oregon Pro Lite and Pro Am and Stihl Rollamatic chainsaw bars. They have a sandwich construction with two pieces of steel welded together and the internal space filled with a punched blank. These bars are similar to Oregon Pro Lite and Pro Am and Stihl Rollamatic chainsaw bars.

Part Number BC2M-8J45-A Weight 815g

£32.00 Ex VAT
£38.40 Inc VAT



Sugihara 18" Pro Laminated

.325 .063 – 72 drive links

These bars are similar to Oregon Pro Lite and Pro Am and Stihl Rollamatic chainsaw bars. They have a sandwich construction with two pieces of steel welded together and the internal space filled with a punched blank. These bars are similar to Oregon Pro Lite and Pro Am and Stihl Rollamatic chainsaw bars. A sandwich construction with two pieces of steel welded together and the internal space filled with a punched blank.

Part Number BC2M-3J45-A Weight 865g

£32.00 Ex VAT
£38.40 Inc VAT



Sugihara 18" Pro Laminated

3/8 Lo Pro .050 – 66 drive links

These bars are similar to Oregon Pro Lite and Pro Am and Stihl Rollamatic chainsaw bars. A sandwich construction with two pieces of steel welded together and the internal space filled with a punched blank. These bars run 3/8" Lo Pro .050 chain and enable you to cut faster on all Group 3 chainsaws. Not recommended for Husky 560XP as the power of this saw and the way that power is delivered could more likely cause chain fracture.


Part Number BC2M-0L46-A Weight 685g

£32.00 Ex VAT
£38.40 Inc VAT

 CHECK / CHANGE SPROCKET



Sugihara 18" Pro Laminated

 3/8" .058 – 68 drive links

These bars are similar to Oregon Pro Lite and Pro Am and Stihl Rollomatic chainsaw bars. A sandwich construction with two pieces of steel welded together and the internal space filled with a punched blank. This version allows you to run 3/8 .058 chain (usually the standard set up is .325 .058).


Part Number VH2M-8Q45-A  Weight 985g

£62.00 Ex VAT
£74.40 Inc VAT


 STANDARD FITTING



Sugihara 18" Pro Solid

 .325 .058 – 72 drive links

Sugihara single piece steel professional sprocket nose bar for long lasting performance in all conditions. Sprocket nose is replaceable. Superb durability, stiffness and wear characteristics this is the benchmark Sugihara bar.


Part Number BC3T-8J45-A  Weight 940g

£62.00 Ex VAT
£74.40 Inc VAT

 CHECK / CHANGE SPROCKET



Sugihara 18" Pro Solid

 3/8" .058 – 68 drive links

Sugihara single piece steel professional sprocket nose bar for long lasting performance in all conditions. Sprocket nose is replaceable. Superb durability, stiffness and wear characteristics this is the benchmark Sugihara bar. This version allows you to run 3/8 .058 chain (usually the standard set up is .325 .058).

Part Number VH2T-8Q45-A  Weight 1125g

£65.00 Ex VAT
£78.00 Inc VAT


 STANDARD FITTING



Sugihara 20" Light Type Pro

 .325 .058 80 drive links

Sugihara single piece steel professional sprocket nose bar with sections removed and replaced with a rigid light weight resin. One of the best guide bars in the world today Sugihara Light Type bars are the most popular version amongst tree professionals.


Part Number BC3U-8J50-A  Weight 855g

£36.00 Ex VAT
£43.20 Inc VAT

 CHECK / CHANGE SPROCKET



Sugihara 20" Pro Laminated

 3/8 Lo Pro .050 – 72 drive links

These bars are similar to Oregon Pro Lite and Pro Am and Stihl Rollomatic chainsaw bars. A sandwich construction with two pieces of steel welded together and the internal space filled with a punched blank. These bars run 3/8" Lo Pro .050 chain and enable you to cut faster on all Group 3 chainsaws. Not recommended for Husky 560XP as the power of this saw and the way that power is delivered could more likely cause chain fracture.

Part Number BC2M-0L51-A  Weight 780g

£82.00 Ex VAT
£98.40 Inc VAT


 STANDARD FITTING



Sugihara 25" Pro Solid

 .325 .058 92 drive links

Sugihara single piece steel professional sprocket nose bar for long lasting performance in all conditions. Sprocket nose is replaceable. Superb durability, stiffness and wear characteristics this is the benchmark Sugihara bar.


Part Number BC3T-8J63-A  Weight 1340g

£87.00 Ex VAT
£104.40 Inc VAT

 STANDARD FITTING



Sugihara 25" Light Type Pro

 .325 .058 – 92 drive links

Sugihara single piece steel professional sprocket nose bar with sections removed and replaced with a rigid light weight resin. One of the best guide bars in the world today Sugihara Light Type bars are the most popular version amongst tree professionals.

Part Number BC3U-8J63-A  Weight 1120g

GROUP 4 DOLMAR 15 – 16" GUIDE BARS

GROUP 4


Chainsaw model
PS6400, PS7310
PS7910
PS9010
(with 9mm studs)

£60.00 Ex VAT
£72.00 Inc VAT

 STANDARD FITTING



Sugihara 15" Light Type Pro

 3/8" .058 – 56 drive links

Sugihara single piece steel professional sprocket nose bar with sections removed and replaced with a rigid light weight resin. One of the best guide bars in the world today Sugihara Light Type bars are the most popular version amongst tree professionals.

Part Number VT3U-8Q37-A  Weight 790g

£29.00 Ex VAT
£34.80 Inc VAT


 CHECK / CHANGE SPROCKET

£66.00 Ex VAT
£79.20 Inc VAT

 STANDARD FITTING



Sugihara 15" Pro Laminated


 3/8" .058 – 56 drive links

These bars are similar to Oregon Pro Lite and Pro Am and Stihl Rollomatic chainsaw bars. A sandwich construction with two pieces of steel welded together and the internal space filled with a punched blank.

Part Number VT2L-8Q36-A  Weight 770g



Sugihara 16" Light Type Pro

 3/8" .058 – 60 drive links

Sugihara single piece steel professional sprocket nose bar with sections removed and replaced with a rigid light weight resin. One of the best guide bars in the world today Sugihara Light Type bars are the most popular version amongst tree professionals.


Part Number VT3U-8Q40-A  Weight 860g

£30.00 Ex VAT
£36.00 Inc VAT

 CHECK / CHANGE SPROCKET



Sugihara 16" Pro Laminated

 3/8" .058 – 60 drive links

These bars are similar to Oregon Pro Lite and Pro Am and Stihl Rollamatic chainsaw bars. A sandwich construction with two pieces of steel welded together and the internal space filled with a punched blank.

Part Number VT2L-8Q40-A


 Weight 850g

£69.00 Ex VAT
£82.80 Inc VAT

 STANDARD FITTING



Sugihara 18" Light Type Pro

 .325 .050 – 64 drive links

Sugihara single piece steel professional sprocket nose bar with sections removed and replaced with a rigid light weight resin. One of the best guide bars in the world today Sugihara Light Type bars are the most popular version amongst tree professionals.

Part Number VT3U-8Q45-A


 Weight 970g

£32.00 Ex VAT
£38.40 Inc VAT

 CHECK / CHANGE SPROCKET



Sugihara 18" Pro Laminated

 3/8" .058 – 68 drive links

These bars are similar to Oregon Pro Lite and Pro Am and Stihl Rollamatic chainsaw bars. A sandwich construction with two pieces of steel welded together and the internal space filled with a punched blank.

Part Number VT2M-8Q45-A


 Weight 1025g

£62.00 Ex VAT
£74.40 Inc VAT

 STANDARD FITTING



Sugihara 18" Pro Solid

 3/8" .058 – 68 drive links

Sugihara single piece steel professional sprocket nose bar for long lasting performance in all conditions. Sprocket nose is replaceable. Superb durability, stiffness and wear characteristics this is the benchmark Sugihara bar.

Part Number VT3T-8Q45-A


 Weight 1145g

£73.00 Ex VAT
£87.60 Inc VAT

 STANDARD FITTING



Sugihara 20" Light Type Pro

 3/8" .058 – 72 drive links

Sugihara single piece steel professional sprocket nose bar with sections removed and replaced with a rigid light weight resin. One of the best guide bars in the world today Sugihara Light Type bars are the most popular version amongst tree professionals.

Part Number VT3U-8Q50-A


 Weight 1050g

£36.00 Ex VAT
£43.20 Inc VAT

 CHECK / CHANGE SPROCKET



Sugihara 20" Pro Laminated

 3/8" .058 – 72 drive links

These bars are similar to Oregon Pro Lite and Pro Am and Stihl Rollamatic chainsaw bars. A sandwich construction with two pieces of steel welded together and the internal space filled with a punched blank.

Part Number VT2M-8Q50-A

 Weight 1110g

£68.00 Ex VAT
£81.60 Inc VAT



STANDARD FITTING



Sugihara 20" Pro Solid

3/8" .058 – 72 drive links

Sugihara single piece steel professional sprocket nose bar for long lasting performance in all conditions. Sprocket nose is replaceable. Superb durability, stiffness and wear characteristics this is the benchmark Sugihara bar.

Part Number VT3T-8Q50-A

Weight 1235g

£87.00 Ex VAT
£104.40 Inc VAT



STANDARD FITTING



Sugihara 24" Light Type Pro

3/8" .058 – 84 drive links

Sugihara single piece steel professional sprocket nose bar with sections removed and replaced with a rigid light weight resin. One of the best guide bars in the world today Sugihara Light Type bars are the most popular version amongst tree professionals.

Part Number VT3U-8Q62-A

Weight 1305g

£82.00 Ex VAT
£98.40 Inc VAT



STANDARD FITTING



Sugihara 25" Pro Solid

3/8" .058 84 drive links

Sugihara single piece steel professional sprocket nose bar for long lasting performance in all conditions. Sprocket nose is replaceable. Superb durability, stiffness and wear characteristics this is the benchmark Sugihara bar.

Part Number VT3T-8Q62-A

Weight 1540g

£98.00 Ex VAT
£117.60 Inc VAT



STANDARD FITTING



Sugihara 28" Light Type Pro

3/8" .058 – 92 drive links

Sugihara single piece steel professional sprocket nose bar with sections removed and replaced with a rigid light weight resin. One of the best guide bars in the world today Sugihara Light Type bars are the most popular version amongst tree professionals.

Part Number VT3U-8Q70-A

Weight 1495g

£93.00 Ex VAT
£111.60 Inc VAT



STANDARD FITTING



Sugihara 28" Pro Solid

3/8" .058 – 92 drive links

Sugihara single piece steel professional sprocket nose bar for long lasting performance in all conditions. Sprocket nose is replaceable. Superb durability, stiffness and wear characteristics this is the benchmark Sugihara bar.

Part Number VT3T-8Q70-A

Weight 1720g

£107.00 Ex VAT
£128.40 Inc VAT



STANDARD FITTING



Sugihara 30" Light Type Pro

3/8" .058 102 drive links

Sugihara single piece steel professional sprocket nose bar with sections removed and replaced with a rigid light weight resin. One of the best guide bars in the world today Sugihara Light Type bars are the most popular version amongst tree professionals.

Part Number VT2U-8Q77-A

Weight 1790g

£131.00 Ex VAT
£157.20 Inc VAT



STANDARD FITTING



Sugihara 36" Light Type Pro

.404 .063 – 104 drive links

Sugihara single piece steel professional sprocket nose bar with sections removed and replaced with a rigid light weight resin. One of the best guide bars in the world today Sugihara Light Type bars are the most popular version amongst tree professionals. This bar has a smaller radius nose to reduce kickback.

Part Number VF2U-3S90-A Weight 2000g

£131.00 Ex VAT
£157.20 Inc VAT



STANDARD FITTING



Sugihara 36" Light Type Pro

3/8" .063 – 115 drive links

Sugihara single piece steel professional sprocket nose bar with sections removed and replaced with a rigid light weight resin. One of the best guide bars in the world today Sugihara Light Type bars are the most popular version amongst tree professionals.

Part Number VT2U-3Q91-A Weight 2000g

£120.00 Ex VAT
£144.00 Inc VAT



STANDARD FITTING



Sugihara 36" Pro Solid

.404 .063 – 104 drive links

Sugihara single piece steel professional sprocket nose bar for long lasting performance in all conditions. Sprocket nose is replaceable. Superb durability, stiffness and wear characteristics this is the benchmark Sugihara bar.

Part Number VF2T-3S90-A Weight 2000g

£120.00 Ex VAT
£144.00 Inc VAT



STANDARD FITTING



Sugihara 36" Pro Solid

3/8" .063 – 115 drive links

Sugihara single piece steel professional sprocket nose bar for long lasting performance in all conditions. Sprocket nose is replaceable. Superb durability, stiffness and wear characteristics this is the benchmark Sugihara bar.

Part Number VT2T-3Q91-A Weight 2000g

£153.00 Ex VAT
£183.60 Inc VAT



STANDARD FITTING



Sugihara 42" Pro Solid

.404 .063 124 drive links

Sugihara single piece steel professional sprocket nose bar for long lasting performance in all conditions. Sprocket nose is replaceable. Superb durability, stiffness and wear characteristics this is the benchmark Sugihara bar.

Part Number VF2T-3S105-A Weight 3000g

£153.00 Ex VAT
£183.60 Inc VAT



STANDARD FITTING



Sugihara 42" Pro Solid

3/8" .063 – 137 drive links

Sugihara single piece steel professional sprocket nose bar for long lasting performance in all conditions. Sprocket nose is replaceable. Superb durability, stiffness and wear characteristics this is the benchmark Sugihara bar.

Part Number VT2T-3Q105-A Weight 3000g

£199.00 Ex VAT
£238.80 Inc VAT



STANDARD FITTING



Sugihara 46" Pro Solid

.404 .063 – 132 drive links

Sugihara single piece steel professional sprocket nose bar for long lasting performance in all conditions. Sprocket nose is replaceable. Superb durability, stiffness and wear characteristics this is the benchmark Sugihara bar.

Part Number VF2T-3S115-A

Weight 3000g

GROUP 5

Chainsaw model

133, 153, 166,

PS 9010

(standard

14mm studs)

£100.00 Ex VAT
£120.00 Inc VAT



STANDARD FITTING



Sugihara 28" Light Type Pro

3/8" .063 – 92 drive links

Sugihara single piece steel professional sprocket nose bar with sections removed and replaced with a rigid light weight resin. One of the best guide bars in the world today Sugihara Light Type bars are the most popular version amongst tree professionals.

Part Number DR2U-3Q70-A

Weight 1615g

£84.00 Ex VAT
£100.80 Inc VAT



STANDARD FITTING



Sugihara 28" Pro Solid

3/8" .063 – 92 drive links

Sugihara single piece steel professional sprocket nose bar for long lasting performance in all conditions. Sprocket nose is replaceable. Superb durability, stiffness and wear characteristics this is the benchmark Sugihara bar.

Part Number DR2T-3Q70-A

Weight 1850g

£131.00 Ex VAT
£157.20 Inc VAT



STANDARD FITTING



Sugihara 36" Light Type Pro

3/8" .063 – 115 drive links

Sugihara single piece steel professional sprocket nose bar with sections removed and replaced with a rigid light weight resin. One of the best guide bars in the world today Sugihara Light Type bars are the most popular version amongst tree professionals.

Part Number DR2U-3Q87-A

Weight 2250g

£108.00 Ex VAT
£129.60 Inc VAT



STANDARD FITTING



Sugihara 36" Pro Solid

3/8" .063 – 115 drive links

Sugihara single piece steel professional sprocket nose bar for long lasting performance in all conditions. Sprocket nose is replaceable. Superb durability, stiffness and wear characteristics this is the benchmark Sugihara bar.

Part Number DR2T-3Q87-A

Weight 2000g

STIHL**Ground chainsaw model**

009, 010, 011, 012
 017, MS170, MS171
 018, MS180, MS181
 019, MS190, MS191, MS192, MS193
 020, MS200, MS201
 021, 022, MS210, MS211, MS231

Top handled chainsaw model

MS150T
 019T, MS190T, MS191T
 MS192T, MS193T
 020T, MS200T, MS201T

Pole chainsaw model

HT70, HT75, HT100, HT101, HT130, HT131

Electric chainsaw model

E140, E160, E180
 MSE140, MSE160, MSE180, MSE200
 Cannon bar code (starts) C1
 Oregon bar code (ends) A074
 Stihl bar code (starts) 3005
 Sugihara bar code (starts) SL2

ECHO**Chainsaw model**

CS280WES, CS280TES, CS310ES
 CS352ES, CS360WES
 CS280, CS290, CS300, CS300EVL, CS301, CS302
 CS315, CS330, CS330EVL, CS340, CS341, CS345
 CS346, CS351, CS360, CS3000, CS3350
 CS3400, CS3450
 CS370ES

BL1, BL2 and EM1
 Oregon ends K041

HUSQVARANA**Chainsaw model**

16, 33, 34, 35, 36, 37, 38, 41
 135, 136, 137, 235, 236
 315, 316, 318, 320, 321, 333
 334, 335, 336, 338
 335XPT, 338XPT
 540XP

Oregon A095

Cannon N/A

Top handled chainsaw model

T540XP, T335XPT, T338XPT, T536Li

Pole chainsaw model

327P4, 327PT5S

Electric chainsaw model

321 EL

DOLMAR**Chainsaw model**


PS222TH, PS3410TH
 PS32C, PS35C
 PS3410, PS350FC, PS420C

£45.00 Ex VAT
£54.00 Inc VAT

 UNIVERSAL BAR MOUNT



Sugihara 10" Light Type Pro

 1/4" .050 – 60 drive links

Sugihara single piece steel professional sprocket nose bar with sections removed and replaced with a rigid light weight resin. This bar has a smaller radius nose to reduce kickback. Small Sugi multi mount similar to carving bars means this bar will fit on virtually any small chainsaw under 50cc.


Part Number BN6U-0F25-A  Weight 365g

£49.00 Ex VAT
£58.80 Inc VAT


 UNIVERSAL BAR MOUNT



Sugihara 12" Light Type Pro

 1/4" .050 – 68 drive links

Sugihara single piece steel professional sprocket nose bar with sections removed and replaced with a rigid light weight resin. This bar has a smaller radius nose to reduce kickback. Small Sugi multi mount similar to carving bars means this bar will fit on virtually any small chainsaw under 50cc.

Part Number BN6U-0F30-A  Weight 420g

£49.00 Ex VAT
£58.80 Inc VAT

 UNIVERSAL BAR MOUNT



Sugihara 12" Light Type Pro

 3/8 Lo Pro .050 – 44 drive links

Sugihara single piece steel professional sprocket nose bar with sections removed and replaced with a rigid light weight resin. This bar has a smaller radius nose to reduce kickback. Small Sugi multi mount similar to carving bars means this bar will fit on virtually any small chainsaw under 50cc.

Part Number BN6U-0N30-A  Weight 380g

£49.00 Ex VAT
£58.80 Inc VAT

 UNIVERSAL BAR MOUNT



Sugihara 12" Light Type Pro

 3/8" Lo Pro .043 – 44 drive links

Sugihara single piece steel professional sprocket nose bar with sections removed and replaced with a rigid light weight resin. This bar has a smaller radius nose to reduce kickback. Small Sugi multi mount similar to carving bars means this bar will fit on virtually any small chainsaw under 50cc. Runs narrow kerf 3/8 Lo Pro .043 chain for very fast smooth cutting.


Part Number BN6U-4N30-A  Weight 320g

£54.00 Ex VAT
£64.80 Inc VAT

 UNIVERSAL BAR MOUNT



Sugihara 14" Light Type Pro

 1/4" .050 – 76 drive links

Sugihara single piece steel professional sprocket nose bar with sections removed and replaced with a rigid light weight resin. This bar has a smaller radius nose to reduce kickback. Small Sugi multi mount similar to carving bars means this bar will fit on virtually any small chainsaw under 50cc.

Part Number BN6U-0F35-A  Weight 415g

£54.00 Ex VAT
£64.80 Inc VAT

 UNIVERSAL BAR MOUNT



Sugihara 14" Light Type Pro

 3/8 Lo Pro .050 – 50 drive links

Sugihara single piece steel professional sprocket nose bar with sections removed and replaced with a rigid light weight resin. This bar has a smaller radius nose to reduce kickback. Small Sugi multi mount similar to carving bars means this bar will fit on virtually any small chainsaw under 50cc.

Part Number BN6U-0N35-A  Weight 450g

£54.00 Ex VAT
£64.80 Inc VAT

 UNIVERSAL BAR MOUNT



Sugihara 14" Light Type Pro

 3/8" Lo Pro .043 – 50 drive links

Sugihara single piece steel professional sprocket nose bar with sections removed and replaced with a rigid light weight resin. This bar has a smaller radius nose to reduce kickback. Small Sugi multi mount similar to carving bars means this bar will fit on virtually any small chainsaw under 50cc. Runs narrow kerf 3/8 Lo Pro .043 chain for very fast smooth cutting.

Part Number BN6U-4N35-A

 Weight 375g

£58.00 Ex VAT
£69.60 Inc VAT

 UNIVERSAL BAR MOUNT



Sugihara 16" Light Type Pro

 3/8 Lo Pro .050 – 55 drive links

Sugihara single piece steel professional sprocket nose bar with sections removed and replaced with a rigid light weight resin. This bar has a smaller radius nose to reduce kickback. Small Sugi multi mount similar to carving bars means this bar will fit on virtually any small chainsaw under 50cc.

Part Number BN6U-0N40-A

 Weight 515g

£58.00 Ex VAT
£69.60 Inc VAT

 UNIVERSAL BAR MOUNT



Sugihara 16" Light Type Pro

 3/8" Lo Pro .043 – 55 drive links

Sugihara single piece steel professional sprocket nose bar with sections removed and replaced with a rigid light weight resin. This bar has a smaller radius nose to reduce kickback. Small Sugi multi mount similar to carving bars means this bar will fit on virtually any small chainsaw under 50cc. Runs narrow kerf 3/8 Lo Pro .043 chain for very fast smooth cutting.

Part Number BN6U-4N40-A

 Weight 450g

£63.00 Ex VAT
£75.60 Inc VAT

 UNIVERSAL BAR MOUNT



Sugihara 18" Light Type Pro

 3/8 Lo Pro .050 – 61 drive links

Sugihara single piece steel professional sprocket nose bar with sections removed and replaced with a rigid light weight resin. This bar has a smaller radius nose to reduce kickback. Small Sugi multi mount similar to carving bars means this bar will fit on virtually any small chainsaw under 50cc.

Part Number BN6U-0N45-A

 Weight 580g

£63.00 Ex VAT
£75.60 Inc VAT

 UNIVERSAL BAR MOUNT



Sugihara 18" Light Type Pro

 3/8" Lo Pro .043 – 61 drive links

Sugihara single piece steel professional sprocket nose bar with sections removed and replaced with a rigid light weight resin. This bar has a smaller radius nose to reduce kickback. Small Sugi multi mount similar to carving bars means this bar will fit on virtually any small chainsaw under 50cc.

Part Number BN6U-4N45-A

 Weight 505g

STIHL**Chainsaw model**

034, MS340, MS341
 036, MS360, MS361, MS362
 038, MS380, MS381
 039, MS390, MS391
 041, 044, MS440, MS441
 045, MS450, MS451
 046, MS460, MS461
 048, 065, MS650, MS651
 064, MS640, MS641
 066, MS660, MS661

Electric chainsaws model

MSE220, E20

Stihl Group 4 chainsaws have the same mount as Group 3 but run 3/8" .063 chain as standard.

Cannon bar code (starts) S1
 Oregon bar code (ends) D025
 Stihl bar code (starts) 3003
 Sugihara bar code (starts) ST2

ECHO**Chainsaw model**

CS550, CS620SX
 CS680, CS8002
 Oregon ends D176

HUSQVARANA**Chainsaw model**

61, 64, 65, 66, 70, 77, 160, 162
 163, 180, 181, 185, 260, 263, 266
 268, 272, 280, 281, 285, 288, 298
 365, 365XP, 371, 372XP, 380, 385XP
 390XP, 394XP, 395XP

Husqvarana Group 4 chainsaws have the same mount as Group 3 but run 3/8" .063 chain as standard.

Oregon ends D009
 Cannon H1

DOLMAR**Chainsaw model**


PS6400, PS7310
 PS7910, PS9010
 (with 9mm studs)

£66.00 Ex VAT
£79.20 Inc VAT

 UNIVERSAL BAR MOUNT



Sugihara 15" Light Type Pro

 3/8" .063 – 56 drive links

This multi mount SV bar will fit mid sized Stihl chainsaws from the MS261 - MS661 (Oregon D025 mount), Husqvarna chainsaws from 365XP upwards (D009 mount) and large Echo chainsaws (Oregon mount D176). For the Husqvarna and Echo chainsaws a bar adapter will be required. This bar will fit directly onto Stihl saws.


Part Number SV2U-3Q36-A  Weight 810g

£66.00 Ex VAT
£79.20 Inc VAT

 UNIVERSAL BAR MOUNT



Sugihara 16" Light Type Pro

 3/8" .063 – 60 drive links

This multi mount SV bar will fit mid sized Stihl chainsaws from the MS261 - MS661 (Oregon D025 mount), Husqvarna chainsaws from 365XP upwards (D009 mount) and large Echo chainsaws (Oregon mount D176). For Husqvarna and Echo chainsaws a bar adapter will be required. This bar will fit directly onto Stihl saws.


Part Number SV2U-3Q40-A  Weight 875g

£75.00 Ex VAT
£90.00 Inc VAT

 UNIVERSAL BAR MOUNT



Sugihara 18" Light Type Pro

 3/8" .063 – 66 drive links

This multi mount SV bar will fit mid sized Stihl chainsaws from the MS261 - MS661 (Oregon D025 mount), Husqvarna chainsaws from 365XP upwards (D009 mount) and large Echo chainsaws (Oregon mount D176). For Husqvarna and Echo chainsaws a bar adapter will be required. This bar will fit directly onto Stihl saws.


Part Number SV2U-3Q45-A  Weight 970g

£78.00 Ex VAT
£93.60 Inc VAT

 UNIVERSAL BAR MOUNT



Sugihara 20" Light Type Pro

 3/8" .063 – 72 drive links

This multi mount SV bar will fit mid sized Stihl chainsaws from the MS261 - MS661 (Oregon D025 mount), Husqvarna chainsaws from 365XP upwards (D009 mount) and large Echo chainsaws (Oregon mount D176). For Husqvarna and Echo chainsaws a bar adapter will be required. This bar will fit directly onto Stihl saws.


Part Number SV2U-3Q50-A  Weight 1065g

£92.00 Ex VAT
£110.40 Inc VAT

 UNIVERSAL BAR MOUNT



Sugihara 24" Light Type Pro

 3/8" .063 – 84 drive links

This multi mount SV bar will fit mid sized Stihl chainsaws from the MS261 - MS661 (Oregon D025 mount), Husqvarna chainsaws from 365XP upwards (D009 mount) and large Echo chainsaws (Oregon mount D176). For Husqvarna and Echo chainsaws a bar adapter will be required. This bar will fit directly onto Stihl saws.


Part Number SV2U-3Q63-A  Weight 1370g

£103.00 Ex VAT
£156.00 Inc VAT

 UNIVERSAL BAR MOUNT



Sugihara 28" Light Type Pro

 3/8" .063 – 91 drive links

This multi mount SV bar will fit mid sized Stihl chainsaws from the MS261 -MS661 (Oregon D025 mount), Husqvarna chainsaws from 365XP upwards (D009 mount) and large Echo chainsaws (Oregon mount D176). For Husqvarna and Echo chainsaws a bar adapter will be required. This bar will fit directly onto Stihl saws.


Part Number SV2U-3Q70-A  Weight 1550g

£112.00 Ex VAT
£134.40 Inc VAT

 UNIVERSAL BAR MOUNT



Sugihara 30" Light Type Pro

 3/8" .063 – 98 drive links

This multi mount SV bar will fit mid sized Stihl chainsaws from the MS261 -MS661 (Oregon D025 mount), Husqvarna chainsaws from 365XP upwards (D009 mount) and large Echo chainsaws (Oregon mount D176). For Husqvarna and Echo chainsaws a bar adapter will be required. This bar will fit directly onto Stihl saws.

Part Number SV2U-3Q76-A


 Weight 1780g

£136.00 Ex VAT
£163.20 Inc VAT

 UNIVERSAL BAR MOUNT



Sugihara 36" Light Type Pro

 3/8" .063 – 114 drive links

This multi mount SV bar will fit mid sized Stihl chainsaws from the MS261 -MS661 (Oregon D025 mount), Husqvarna chainsaws from 365XP upwards (D009 mount) and large Echo chainsaws (Oregon mount D176). For Husqvarna and Echo chainsaws a bar adapter will be required. This bar will fit directly onto Stihl saws.

Part Number SV2U-3Q90-A


 Weight 2170g

£169.00 Ex VAT
£202.80 Inc VAT

 UNIVERSAL BAR MOUNT



Sugihara 42" Light Type Pro

 3/8" .063 – 132 drive links

This multi mount SV bar will fit mid sized Stihl chainsaws from the MS261 -MS661 (Oregon D025 mount), Husqvarna chainsaws from 365XP upwards (D009 mount) and large Echo chainsaws (Oregon mount D176). For Husqvarna and Echo chainsaws a bar adapter will be required. This bar will fit directly onto Stihl saws.

Part Number SV2U-3Q104-A

 Weight 2750g

Chainsaw model

MS150, MS150CE, MS150T
MSA160, MSA160T

Stihl Group 0 chainsaws tend to run 1/4" picco chain as standard.

£63.00 Ex VAT
£75.60 Inc VAT

 CHECK / CHANGE SPROCKET



Sugihara 10" Light Type Pro R7

 1/4" Picco .043 – 56 drive links

These very small tipped bars from Sugihara have a tip radius of only 7mm hence the name R7 (Dime Tip bars are usually 9mm-10mm) and should only be used for very fine detailing work. Will only run with 1/4" .043 picco chain on saws less than 30cc. For carvers who want the ultimate detail bar.

Part Number SL2C-4P25-A


 Weight 195g

£72.00 Ex VAT
£86.40 Inc VAT

 UNIVERSAL BAR MOUNT



Sugihara 12" Pro Solid R7

 1/4 .043 – 68 drive links

Pro solid 12" version of the smallest tip you can have – pro solid body provides a stiffer and more durable bar. These very small tipped bars from Sugihara have a tip radius of only 7mm hence the name R7 (Dime Tip bars are usually 9mm-10mm) and should only be used for very fine detailing work. Will only run with 1/4" .043 picco chain on saws less than 30cc. For carvers who want the ultimate detail bar.

Part Number BN6A-4P30-A

 Weight 292g

£67.00 Ex VAT
£80.40 Inc VAT

 CHECK / CHANGE SPROCKET



Sugihara 12" Light Type Pro R7

 1/4" Lo Pro .043 – 64 drive links

These very small tipped bars from Sugihara have a tip radius of only 7mm hence the name R7 (Dime Tip bars are usually 9mm-10mm) and should only be used for very fine detailing work. Will only run with 1/4" .043 picco chain on saws less than 30cc. For carvers who want the ultimate detail bar.

Part Number SL2C-4P30-A

 Weight 245g

£72.00 Ex VAT
£86.40 Inc VAT

 CHECK / CHANGE SPROCKET



Sugihara 14" Light Type Pro R7

 1/4" Lo Pro .043 – 76 drive links

These very small tipped bars from Sugihara have a tip radius of only 7mm hence the name R7 (Dime Tip bars are usually 9mm-10mm) and should only be used for very fine detailing work. Will only run with 1/4" .043 picco chain on saws less than 30cc. For carvers who want the ultimate detail bar.

Part Number SL2C-4P37-A

 Weight 303g

GROUP 1 STIHL

Ground chainsaw model

009, 010, 011, 012, 017, MS170, MS171
018, MS180, MS181, 019, MS190, MS191
MS192, MS193, 020, MS200, MS201
021, 022, MS210, MS211

Top handled chainsaw model

MS150T
019T, MS190T, MS191T
MS192T, MS193T
020T, MS200T, MS201T

Pole chainsaw model

HT70, HT75, HT100, HT101, HT130, HT131

Electric chainsaw model

E140, E160, E180, MSE140, MSE160
MSE180, MSE200
Cannon bar code (starts) C1
Oregon bar code (ends) A074
Stihl bar code (starts) 3005
Sugihara bar code (starts) SL2

GROUP 1 HUSQVARNA

Chainsaw model

16, 33, 34, 35, 36, 37, 38, 41
135, 136, 137, 235, 236
315, 316, 318, 320, 321, 333
334, 335, 336, 338
335XPT, 338XPT
540XP

Oregon A095
Cannon N/A

Top handled chainsaw model

T540XP, T335XPT, T338XPT, T536Li

Pole chainsaw model

327P4, 327PT5S

Electric chainsaw model

321 EL

GROUP 2 STIHL

Chainsaw model

023, MS230, MS231, 025, MS241, MS250, MS251

Stihl Group 2 chainsaws have the same mount as Group 1 chainsaws but tend to run a .325 .063 chain as standard hence listing them as Group 2.

Cannon bar code (starts) S1
Oregon bar code (ends) A074
Stihl bar code (starts) 3005
Sugihara bar code (starts) SL2

GROUP 1 ECHO

Chainsaw model

CS280EG,
CS310ES, CS352ES, CS370ES
CS281WES, CS360WES, CS361WES
CS280TES, CS360TES
CS280, CS290, CS300, CS301, CS302, CS305
CS315, CS328, CS330, CS340, CS341, CS345,
CS346, CS350, CS351, CS360, CS370, CS2600
CS2700, CS2800, CS2900, CS3000, CS3050
CS3350, CS3400, CS3450, CS3500, CS4400
CS280EVL, CS285EVL, CS290EVL, CS300EVL
CS320EVL, CS330EVL, CS330EVL, CS360EVL
CS304VL, CS351VL, CS280EG, S2600ESC
CS260TSEC, CS285EL, CS270E, CS280E
E155, ECS150, ESC1850FT, S2000

Sugi Mount BL1, BL2 and EM1
Oregon ends A041

GROUP 1 DOLMAR

Chainsaw model


PS222TH, PS3410TH
PS32C, PS35C
PS3410, PS350FC, PS420C

£52.00 Ex VAT
£62.40 Inc VAT

 UNIVERSAL BAR MOUNT



Sugihara 8" Light Type Pro Dime Tip

 1/4" .050 – 52 drive links

Sugihara Light Type Pro carving bars are the lightest carving bars in the world. The hard wearing stellite tip is welded and finished by hand on every bar. For Dime Tip bars only 1/4 pitch chain may be used. These Dime Tip bars have a nose radius of 9mm.

Part Number **BN6C-0X20-A**  Weight 200g

£63.00 Ex VAT
£75.60 Inc VAT

 CHECK / CHANGE SPROCKET



Sugihara 10" Light Type Pro R7

 1/4" Picco .043 – 56 drive links

These very small tipped bars from Sugihara have a tip radius of only 7mm hence the name R7 (Dime Tip bars are usually 9mm-10mm) and should only be used for very fine detailing work. Will only run with 1/4" .043 picco chain on saws less than 30cc. For carvers who want the ultimate detail bar.

Part Number **SL2C-4P25-A**  Weight 195g

£54.00 Ex VAT
£64.80 Inc VAT

 UNIVERSAL BAR MOUNT



Sugihara 10" Light Type Pro Quarter Tip

 3/8" Lo Pro .050 – 40 drive links

Sugihara Light Type Pro carving bars are the lightest carving bars in the world. The hard wearing stellite tip is welded and finished by hand on every bar. These Quarter Tip bars have a nose radius of 12.5mm. Runs 3/8 Lo Pro chain and has universal bar mount. This means it will fit any small chainsaw and usually no need to change the drive sprocket.


Part Number **BN6C-0Y25-A**  Weight 310g

£63.00 Ex VAT
£75.60 Inc VAT

 UNIVERSAL BAR MOUNT



Sugihara 10" Light Type Pro R7

 1/4 .043 – 60 drive links

These very small tipped bars from Sugihara have a tip radius of only 7mm hence the name R7 (Dime Tip bars are usually 9mm-10mm) and should only be used for very fine detailing work. Will only run with 1/4" .043 picco chain on saws less than 30cc. For carvers who want the ultimate detail bar.

Part Number **BN6C-4P25-A**  Weight 210g

£67.00 Ex VAT
£80.40 Inc VAT

 CHECK / CHANGE SPROCKET



Sugihara 12" Light Type Pro R7

 1/4" Lo Pro .043 – 64 drive links

These very small tipped bars from Sugihara have a tip radius of only 7mm hence the name R7 (Dime Tip bars are usually 9mm-10mm) and should only be used for very fine detailing work. Will only run with 1/4" .043 picco chain on saws less than 30cc. For carvers who want the ultimate detail bar.


Part Number **SL2C-4P30-A**  Weight 245g

£56.00 Ex VAT
£67.20 Inc VAT

 UNIVERSAL BAR MOUNT



Sugihara 12" Light Type Pro Dime Tip

 1/4" .050 – 68 drive links

Sugihara Light Type Pro carving bars are the lightest carving bars in the world. The hard wearing stellite tip is welded and finished by hand on every bar. For Dime Tip bars only 1/4 pitch chain may be used. These Dime Tip bars have a nose radius of 9mm.

Part Number **BN6C-0X30-A**  Weight 315g

£72.00 Ex VAT
£86.40 Inc VAT

 UNIVERSAL BAR MOUNT



Sugihara 12" Pro Solid R7

 1/4 .043 – 68 drive links

Pro solid 12" version of the smallest tip you can have – pro solid body provides a stiffer and more durable bar. These very small tipped bars from Sugihara have a tip radius of only 7mm hence the name R7 (Dime Tip bars are usually 9mm-10mm) and should only be used for very fine detailing work. Will only run with 1/4" .043 picco chain on saws less than 30cc. For carvers who want the ultimate detail bar.

Part Number BN6A-4P30-A


 Weight 292g

£72.00 Ex VAT
£86.40 Inc VAT

 UNIVERSAL BAR MOUNT



Sugihara 12" Pro Solid Dime Tip Tough Carver

 1/4" .050 – 68 drive links

Part of the new Sugihara tough carving range – thicker tougher carving bar which will withstand higher heat and harder handling. Heavier than the equivalent Light Type version. Hard wearing stellite tip is welded and finished by hand on every bar. For Dime Tip bars only 1/4 pitch chain may be used. These Dime Tip bars have a nose radius of 9mm.

Part Number BN6A-OX30T-A

 Weight 435g

£72.00 Ex VAT
£86.40 Inc VAT

 UNIVERSAL BAR MOUNT



Sugihara 12" Pro Solid Quarter Tip Tough Carver

 3/8 Lo Pro .050 – 45 drive links

Part of the new Sugihara tough carving range – thicker tougher carving bar which will withstand higher heat and harder handling. Heavier than the equivalent Light Type version. Hard wearing stellite tip is welded and finished by hand on every bar. Quarter Tip bars can run 1/4 or 3/8 Lo Pro chain. For 1/4 chain this bar runs 1/4 .050 68 drive links go to the Custom chain loop Stihl 1/4 carving chain to buy.

Part Number BN6A-0Y28T-AL

 Weight 500g

£72.00 Ex VAT
£86.40 Inc VAT

 CHECK / CHANGE SPROCKET



Sugihara 14" Light Type Pro R7

 1/4" Lo Pro .043 – 76 drive links

These very small tipped bars from Sugihara have a tip radius of only 7mm hence the name R7 (Dime Tip bars are usually 9mm-10mm) and should only be used for very fine detailing work. Will only run with 1/4" .043 picco chain on saws less than 30cc. For carvers who want the ultimate detail bar.

Part Number SL2C-4P37-A

 Weight 303g

£74.00 Ex VAT
£88.80 Inc VAT

 UNIVERSAL BAR MOUNT



Sugihara 14" Pro Solid Quarter Tip Tough Carver

 3/8 Lo Pro .050 – 53 drive links

Part of the new Sugihara tough carving range – thicker tougher carving bar which will withstand higher heat and harder handling. Heavier than the equivalent Light Type version. Hard wearing stellite tip is welded and finished by hand on every bar. Quarter Tip bars can run 1/4 or 3/8 Lo Pro chain. For 1/4 chain this bar runs 1/4 .050 76 drive links go to the Custom chain loop Stihl 1/4 carving chain to buy.

Part Number BN6C-0Y35T-AL


 Weight 625g

£58.00 Ex VAT
£69.60 Inc VAT

 UNIVERSAL BAR MOUNT



Sugihara 14" Light Type Pro Dime Tip

 1/4" .050 – 76 drive links

Sugihara Light Type Pro carving bars are the lightest carving bars in the world. The hard wearing stellite tip is welded and finished by hand on every bar. For Dime Tip bars only 1/4 pitch chain may be used. These Dime Tip bars have a nose radius of 9mm.

Part Number BN6C-OX35-A


 Weight 365g

£72.00 Ex VAT
£86.40 Inc VAT

 UNIVERSAL BAR MOUNT



Sugihara 14" Light Type Pro R7

 1/4 .043 – 76 drive links

These very small tipped bars from Sugihara have a tip radius of only 7mm hence the name R7 (Dime Tip bars are usually 9mm-10mm) and should only be used for very fine detailing work. Will only run with 1/4" .043 picco chain on saws less than 30cc. For carvers who want the ultimate detail bar.

Part Number BN6C-4P35-A

 Weight 310g

GROUP 3 STIHL 18 – 20" CARVING BARS

Chainsaw model

024, MS240, 026, MS260, MS261
027, MS270, MS271, 028, MS280
MS281, 029, MS290, MS291

Cannon bar code (starts) S1
Oregon bar code (ends) D025
Stihl bar code (starts) 3003
Sugihara bar code (starts) ST2


Stihl Group 3 chainsaw share the same mount as Group 4 but run .325 .063 chain as standard.

£62.00 Ex VAT
£74.40 Inc VAT

 STANDARD FITTING



Sugihara 18" Light Type Pro Toonie Tip

 3/8" Lo Pro .050 – 64 drive links OR
.325 .050 – 72 drive links

Sugihara single piece pro bar with lightweight variation. Sections have been laser cut and filled with rigid lightweight resin. Superb balance, durability and stellite toonie tip for control. Toonie tip bars have a nose radius of 20mm. For maximum versatility this bar has been designed so you can run either 325 .050 Oregon 95TXL 80 drive links OR 3/8" Lo Pro .050 72 drive links.

Part Number ST2C-0A45P-A


 Weight 710g

£73.00 Ex VAT
£87.60 Inc VAT

 STANDARD FITTING



Sugihara 20" Light Type Pro – Quarter Tip

 3/8" Lo Pro .050 – 72 drive links OR
.325 .050 – 80 drive links

Sugihara single piece pro bar with lightweight variation. Superb balance and longer narrower bar body for better reach with Quarter Tip nose to reduce kickback to a minimum. For maximum versatility this bar has been designed so you can run either 325 .050 Oregon 95TXL 80 drive links OR 3/8" Lo Pro .050 72 drive links. Quarter Tip bars have a nose radius of 13mm.

Part Number ST2C-0R50-A

 Weight 770g

GROUP 3 – HUSQVARNA

Chainsaw model

39, 40, 42, 44, 45, 49, 50, 51, 55, 57, 133, 134
 142, 154, 234, 235, 238, 240, 242, 246, 254, 257
 261, 262, 339, 340, 345XP, 346XP, 350, 351, 353
 355, 357, 359, 360, 440e, 445e, 450e, 455, 460
 550XP, 555XP, 560XP

Husqvarna Group 3 chainsaw tend to run .325 .058 chain as standard, but there are other options in the Sugihara range.

Oregon ends K095 Cannon C1

GROUP 3 – DOLMAR

Chainsaw model

PS460, PS4605C, PS500
 PS5105C, 115,
 116, PS6100

£62.00 Ex VAT
£74.40 Inc VAT



Sugihara 18" Light Type Pro Toonie Tip

3/8" Lo Pro .050 – 72 drive links OR
 .325 .050 – 80 drive links

Sugihara single piece pro bar with lightweight variation. Sections have been laser cut and filled with rigid lightweight resin. Superb balance, durability and stellite toonie tip for control. Toonie tip bars have a nose radius of 20mm. For maximum versatility this bar has been designed so you can run either 325 .050 Oregon 95TXL 80 drive links OR 3/8" Lo Pro .050 72 drive links.

Part Number BC3C-0A45-A **Weight 665g**

£73.00 Ex VAT
£87.60 Inc VAT



Sugihara 20" Light Type Pro Quarter Tip

3/8" Lo Pro .050 – 72 drive links OR
 .325 .050 – 80 drive links

Sugihara single piece pro bar with lightweight variation. Sections have been laser cut and filled with rigid lightweight resin. Superb balance and longer narrower bar body for better reach with Quarter Tip nose to reduce kickback to a minimum. For maximum versatility this bar has been designed so you can run either 325 .050 Oregon 95TXL 80 drive links OR 3/8" Lo Pro .050 72 drive links. Quarter Tip bars have a nose radius of 13mm.

Part Number BC3C-0A45-A **Weight 770g**

Chainsaw model

6702, 6800, CS60
 CS500EVL, CS510EVL, CS550EVL
 CS600EVL, CS650EVL, CS702EVL
 CS451VL, CS452VL, CS500VL
 CS602VL, CS610VL, CS660VL, CS750VL
 CS5000, CS5500, CS5501, CS6700, CS6701


CS8000, CS8001, CS8002
 CS550, CS620SX, CS680
 CS8000, CS8001, CS8002

Sugi starts XT2
 Oregon ends D176

£62.00 Ex VAT
£74.40 Inc VAT



Sugihara 18" Light Type Pro Toonie Tip

 3/8" Lo Pro .050 – 72 drive links OR
 .325 .050 – 80 drive links


Sugihara single piece pro bar with lightweight variation. Sections have been laser cut and filled with rigid lightweight resin. Superb balance, durability and stellite toonie tip for control. Toonie tip bars have a nose radius of 20mm. For maximum versatility this bar has been designed so you can run either 325 .050 Oregon 95TXL 80 drive links OR 3/8" Lo Pro .050 72 drive links.

Part Number XT2C-0A45-A  **Weight 675g**

£73.00 Ex VAT
£87.60 Inc VAT



Sugihara 20" Light Type Pro Quarter Tip

 3/8" Lo Pro .050 72 drive links OR
 .325 .050 80 drive links

Sugihara single piece pro bar with lightweight variation. Sections have been laser cut and filled with rigid lightweight resin. Superb balance and longer narrower bar body for better reach with Quarter Tip nose to reduce kickback to a minimum. For maximum versatility this bar has been designed so you can run either 325 .050 Oregon 95TXL 80 drive links OR 3/8" Lo Pro .050 72 drive links. Quarter Tip bars have a nose radius of 13mm.

Part Number XT2C-0R50-A  **Weight 770g**



Sugihara chainsaw guide bars are distributed by Always Greener Ltd